



V2.0 MAR24

VQUIP VAN FITOUTS

QUOTATION CHECKLIST



VQuip Staff Name:

Date:



CUSTOMER DETAILS

Customer Business Name:

Customer Contact Name:

Phone Number:

Mobile Number:

Email Address:

Leasing Company (if applicable):

Leasing Company Contact (if applicable):

Phone Number:

Mobile Number:

Email Address:

Vehicle Dealership (if applicable):

Vehicle Dealership Contact (if applicable):

Phone Number:

Mobile Number:

Email Address:

Locations where completed vehicles will be required (fitting locations):

Location 1:

Location 2:

Location 3:

Location 4:

Location 5:

Location 6:

Location 7:

Location 8:

Approximate Customer budget allowance and any related details:



CUSTOMER DETAILS

Any specific details with regards to the Customer decision-making process (including key contacts):

Previous Fitout Companies used (If applicable):

Previous Fitout Issues or Experience (If Applicable):

Fitout Delivery/Timing Requirements:

Vehicle Availability Details:

Any other customer details we should know about? Please Specify:



VEHICLE DETAILS

Vehicle Make:

Vehicle Model:

Vehicle Year:

Other Model Details:

If existing vehicle, please specify rego:

Wheel Base (Please tick):

SWB:

MWB:

LWB:

XLWB/SLWB:

OTHER (Please specify):

Drive Type (Please tick):

RWD:

FWD:

AWD:

4x4:

OTHER (Please specify):

Vehicle Size Classification (Please tick):

Light Rigid:

Medium Rigid:

Heavy Rigid:

OTHER (Please specify):

Rear Axle Configuration

Single Wheel:

Dual Wheel:

OTHER (Please specify):

Side Doors Configuration:

Dual Sliding Doors:

Single Sliding Door (Drivers Side):

Single Sliding Door (Passengers Side):

Rear Doors Configuration:

Rear Tailgate/Lift-up:

Rear Barn Doors:

Other Vehicle Details:

Qty of fitouts required:

Estimated Receipt Date of Vehicle:

Estimated Delivery Date of Completed Vehicle fitout:

Are there any existing, factory-fitted vehicle accessories already included on the vehicle? If so, please specify:

Floor/Floor linings:

Does the existing factory floor liner need to be retained (if supplied)? (Y/N)

Wall linings:

Barrier:

Bullbar/Nudge bar:

Roof racks & storage:

Other, please specify:

What is the primary purpose and function of the vehicle?

Is there a specific name for this vehicle build?

Any other specific vehicle details?

Is there any indication of a replacement plan or turnover period for this vehicle?

*Please note: if a customer's fitout requirements involve the removal of a tub back, please ensure the customer has checked with the vehicle manufacturer and relevant parties, as this may not be supported by the manufacturer and may void warranty.

What is the minimum kms the vehicle would travel per day?

Will the vehicle have idle or Power Take Off (PTO) time? YES ☐ NO ☐

If yes, how many hours?

Where will the vehicle be stored when not in use?

Under cover: ☐ In the Open: ☐ Other storage details:

What auxiliary power is required? (Other than already supplied vehicle power, e.g: cigarette lighter)

240Vac: ☐ 240Vdc: ☐ 12Vdc: ☐ 5Vdc (USB): ☐

OTHER (Please specify):

What will the power source be used for?

Charging portable equipment batteries. (laptops, mobile phones, tools of the trade) ☐

Power to use industrial hand tools **240Vac only** (Drills, Pumps, Saws) ☐

Cooking equipment (kettle, microwaves, coffee machines or toasters) ☐

OTHER (Please specify):

How many 240Vac General Purpose Outlet (GPO) outlets will be required?

None ☐ One ☐ Two ☐ Three ☐ Four ☐ Five ☐ Six ☐ Seven ☐ Eight ☐

If more, please specify:

What colour 240Vac GPO are required?

White ☐ Red ☐ Black ☐ OTHER (Please specify):

How many DC outlets will be required?

None ☐ One ☐ Two ☐ Three ☐ Four ☐ Five ☐ Six ☐ Seven ☐ Eight ☐

If more, please specify:

What type of DC outlets are required?

Anderson 50 Amp ☐ Anderson 120 Amp ☐ Anderson 175 Amp ☐ Anderson 350 Amp ☐

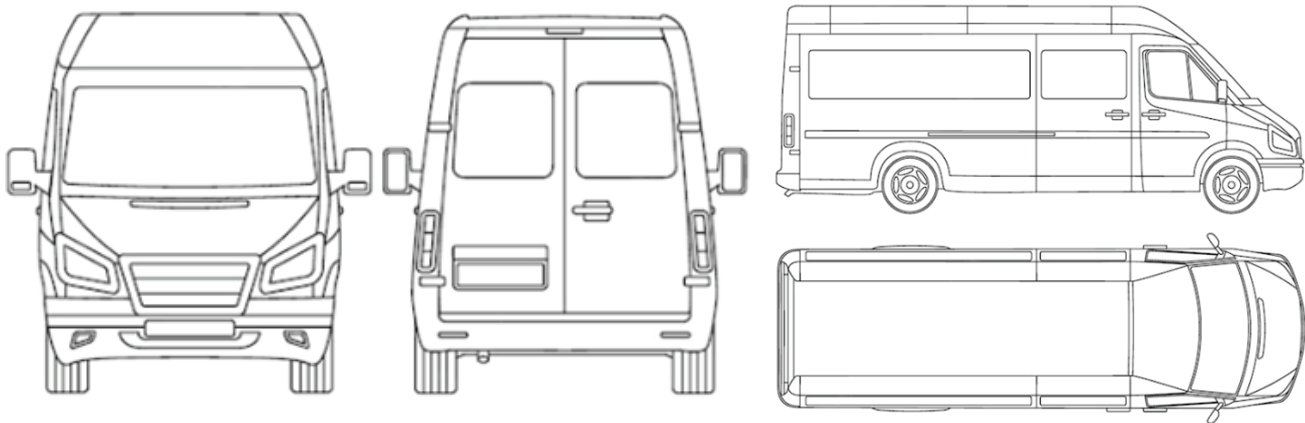
Accessory Power Socket (Cig. Lighter) ☐ Merit Style Socket ☐ Engel Style Socket ☐

OTHER (Please specify):

Is Solar DC-DC charging a requirement? ☐

Any other power requirements not included above, or other comments in relation to required auxiliary power supply?

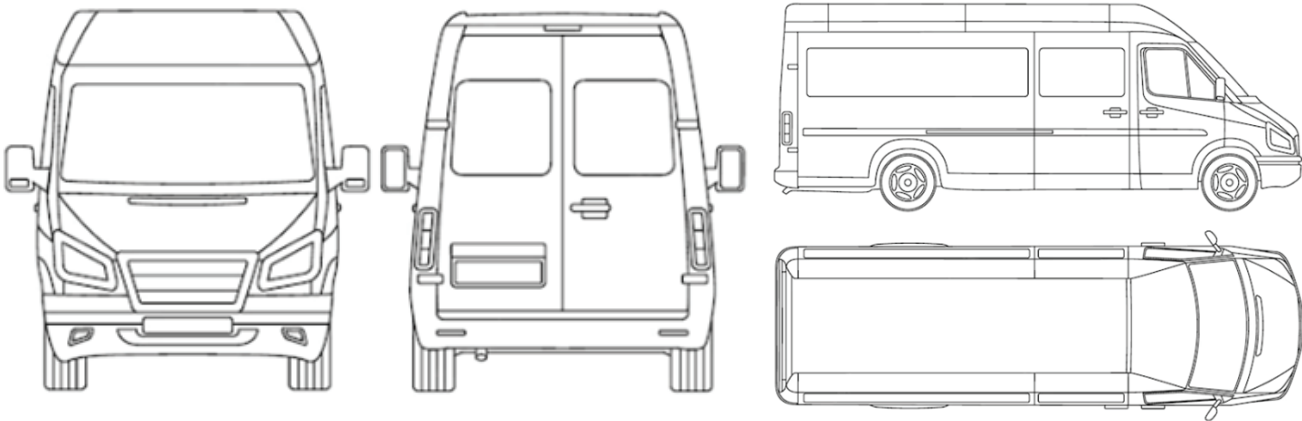
Please indicate the approximate location of all outlets (both internal and external):



Is additional INTERNAL lighting (LED strip lights, work lights, etc.) required? If so, please specify details:

Is additional EXTERNAL lighting (beacons, driving lights, work lights, etc.) required? If so, please specify details:

Please indicate the approximate location of all additional lighting (both internal and external):



Window fitting required:

- | | | | |
|-------------------------------|--------------------------|----------------------------------|--------------------------|
| Drivers Side Front Fixed | <input type="checkbox"/> | Passengers Side Front Fixed | <input type="checkbox"/> |
| Drivers Side Front Sliding | <input type="checkbox"/> | Passengers Side Front Sliding | <input type="checkbox"/> |
| Drivers Side Rear Fixed | <input type="checkbox"/> | Passengers Side Rear Fixed | <input type="checkbox"/> |
| Drivers Side Rear Sliding | <input type="checkbox"/> | Passengers Side Rear Sliding | <input type="checkbox"/> |
| Drivers Side Far Rear Fixed | <input type="checkbox"/> | Passengers Side Far Rear Fixed | <input type="checkbox"/> |
| Drivers Side Far Rear Sliding | <input type="checkbox"/> | Passengers Side Far Rear Sliding | <input type="checkbox"/> |



Is window tinting required? If so, please provide details:

SIGN WRAPPING/EXTERNAL BRANDING REQUIREMENTS

YES

NO

Is sign wrapping or external branding required? If so, please provide details:

FLOORING REQUIREMENTS

YES

NO

Existing factory floor to be used (no additional flooring needed) ☐

Rubber only floor ☐ Hardwood Ply only floor ☐ MDF only floor ☐

Hardwood Ply and vinyl (fixed) floor ☐ MDF and vinyl (fixed) floor ☐

Hardwood Ply and rubber (fixed) bonded floor ☐ MDF and rubber (fixed) bonded floor ☐

Hardwood Ply and carpet (fixed) floor ☐ MDF and carpet (fixed) floor ☐

Are step cut-outs required? If so, please indicate where:

Do tie-downs need to be refitted? ☐

Do tie-downs need to be recessed? ☐

Is Aluminium floor trim required? If so, please indicate where:

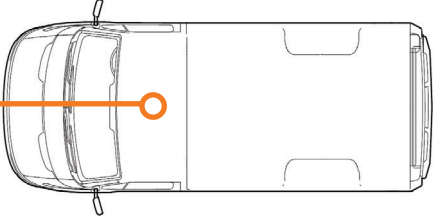
Is a false floor required? If so, please indicate where:

Full false floor ☐ Rear half false floor ☐ Front half false floor ☐

Length of false floor (mm) Please draw approximate placement of false floor:

Height of false floor (mm)

Approx. weight the false floor will need to carry (kg):



What covering is required for the false floor (carpet, rubber mat, plywood, etc.)?

BARRIER REQUIREMENTS

YES

NO

Keep Existing Cargo Barrier & Type: ☐ Existing Cargo Barrier Type:

Sealed/solid partition with window ☐

Mesh Cargo Barrier ☐

Walk-through Barrier ☐

Aircon Screen ☐

Will the barrier be front-mount, or mid-mount? Please specify, along with any other details:

Will additional airconditioning be required?

Yes ☐

No ☐

If yes, please confirm the following:

What is the purpose of the additional airconditioning?

Is the additional airconditioning required to be used whilst the vehicle is off? If yes, please provide details:

Please provide any other details regarding the additional airconditioning required:

V

ROOF STORAGE REQUIREMENTS

YES

NO

Roof Racks:

1 Bar Roof Rack: ☐

2 Bar Roof Rack: ☐

3 Bar Roof Rack: ☐

4 Bar Roof Rack: ☐

Tradesman Roof Rack (no sides): ☐

Tradesman Roof Rack (low sides): ☐

Tradesman Roof Rack (standard sides): ☐

Single rollers: ☐

Please specify side for single rollers:

Double rollers: ☐

Extension Ladder Rails: ☐

Fitment position (p/side or d/side):

Step Ladder Rails: ☐

Fitment position (p/side or d/side):

Cable Ladder Locks: ☐

Cable Ladder Straps: ☐

Grab handles: ☐

Any other specific roof storage requirements? Please specify:

Conduit Carrier:

100mm diameter: ☐

150mm diameter: ☐

4100mm long: ☐

4200mm long: ☐

Other length, please specify:

Screw-on end caps: ☐

Lockable end caps: ☐

Please indicate the preferred location of Conduit Carrier on roof:

(C) VQuip Pty Ltd

PAGE 8

V

FRONT EXTERNAL REQUIREMENTS

YES

NO

What front external accessories will be required?

Bull bar ☐

 Nudge Bar ☐

 Wildlife deterrent ☐

Are there any other specific details/requests for front external requirements?

V

REAR EXTERNAL REQUIREMENTS

YES

NO

What rear external accessories will be required?

Reverse Sensors: ☐

 Reverse Camera: ☐

 Tow Bar/Hitch: ☐

 Rear Step: ☐

7-Pin Flat Trailer Socket: ☐

 7-Pin Round Trailer Socket: ☐

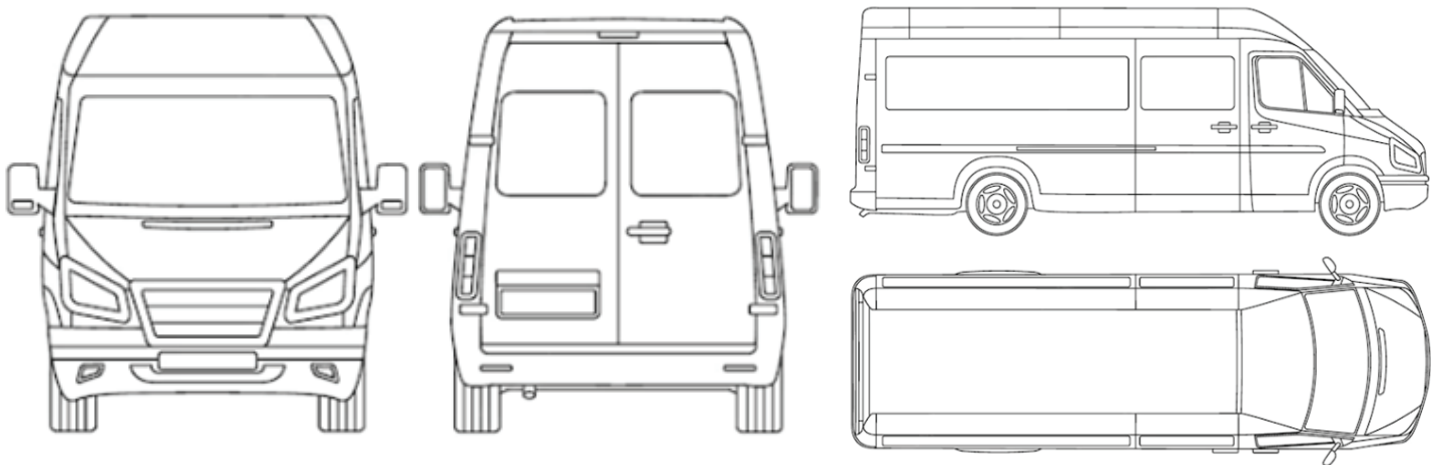
 Brake Controller: ☐

Is an ECU Required? ☐

If so, please specify what the ECU will be used for:

Are there any other specific details/requests for rear external requirements?

Use this space to draw & annotate any specific external requirements and features:



CEILING LINING REQUIREMENTS

YES

NO

Use existing ceiling lining

Carpet Lining

Vinyl Lining

Raw Ply Lining

Probond/Prolight Lining

Checkerplate Aluminium Lining

Other ceiling lining requirements (placement, insulation, etc.)? Please specify details:

WALL LINING REQUIREMENTS

YES

NO

Use existing wall lining

5mm plywood lining (half height on walls)

5mm plywood lining (full height on walls)

5mm plywood lining (rear door/s)

5mm plywood lining (drivers side sliding door)

5mm plywood lining (passengers side sliding door)

Additional wall lining requirements:

Carpet Lining

Vinyl Lining

Probond/Prolight Lining

Checkerplate Aluminium Lining

Pegboard

Other wall lining requirements (placement, insulation, etc.)? Please specify details:

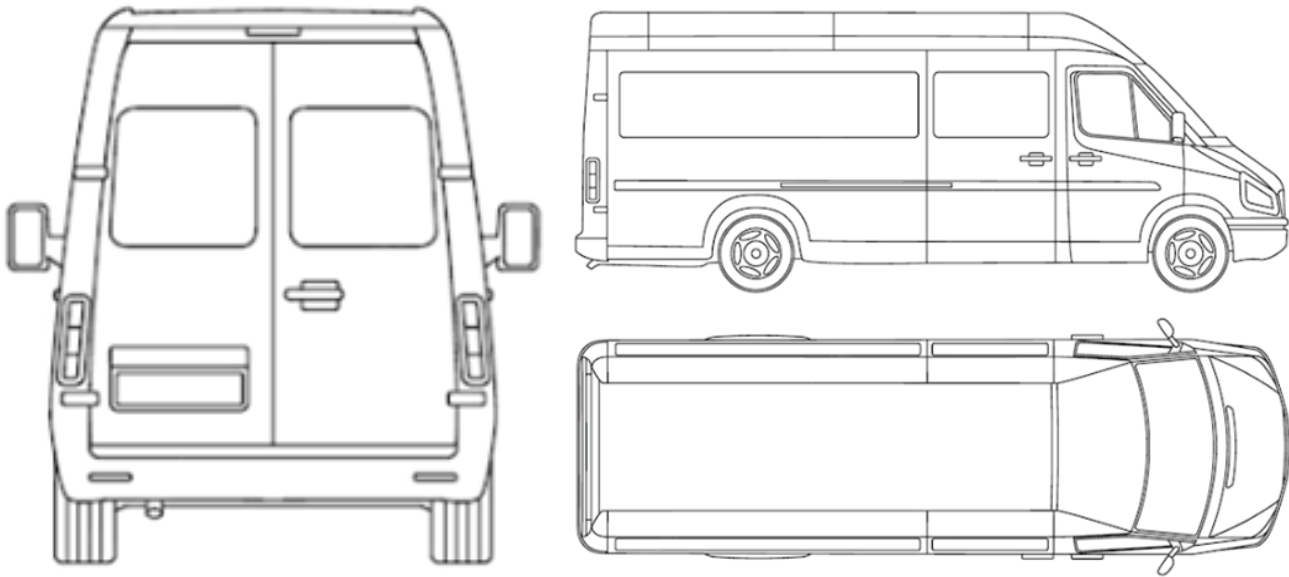
NO

Any other specific window grill requirements (please specify details)?

NO

Any other specific shelving requirements (custom sizes, placement, colours, door fonts, retaining angles, backing plates, etc.)? Please specify all details:

Please draw approximate positions of all hardwood ply drawers and/or slides required:



Please indicate approximate dimensions and contents of all hardwood ply drawers and/or slides required:

Drawer/Slide units 1 (Drivers side front):

Width (mm):

Height (mm):

Depth (mm):

No. of drawers (stacked) in unit:

Approx. total weight of drawer unit contents (kg):

What type of contents will be stored in this drawer unit:

Drawer/Slide units 2 (Drivers side rear):

Width (mm):

Height (mm):

Depth (mm):

No. of drawers (stacked) in unit:

Approx. total weight of drawer unit contents (kg):

What type of contents will be stored in this drawer unit:

Drawer/Slide units 3 (Passengers side rear):

Width (mm):

Height (mm):

Depth (mm):

No. of drawers (stacked) in unit:

Approx. total weight of drawer unit contents (kg):

What type of contents will be stored in this drawer unit:

Drawer/Slide units 4 (Passengers side front):

Width (mm):

Height (mm):

Depth (mm):

No. of drawers (stacked) in unit:

Approx. total weight of drawer unit contents (kg):

What type of contents will be stored in this drawer unit:

Any other specific hardwood ply drawer and slide requirements (custom sizes, placement, dividers, etc.)? Please specify all details:

WORK BENCH REQUIREMENTS **YES** **NO**

Standard:

1040mm wide ☐ 1220mm wide ☐ 1600mm wide ☐ Custom width (mm)

Position of standard work bench:

Slimline:

1040mm wide ☐ 1220mm wide ☐ 1600mm wide ☐ Custom width (mm)

Position of slimline work bench:

ACCESSORIES REQUIREMENTS **YES** **NO**

Lead Hook:

Qty: Location/s:

Other Specific Details:

Tool Holder:

Qty: Location/s:

Other Specific Details:

Soap Dispenser:

Qty: Location/s:

Other Specific Details:

Paper Towel Dispenser:

Qty: Location/s:

Other Specific Details:

Fire Blanket

Qty: Size/s: Location/s:

Other Specific Details:

10L Water Tank & Holder:

Qty: Location/s:

Other Specific Details:

25L Water Tank & Holder:

Qty: Location/s:

Other Specific Details:

First Aid Kit & Holder:

Qty: Location/s:

Other Specific Details:

Fire Extinguisher & Holder (size 1):

Qty: Location/s:

Fire Extinguisher size:

Fire Extinguisher type:

Other Specific Details:

Fire Extinguisher & Holder (size 2):

Qty: Location/s:

Fire Extinguisher size:

Fire Extinguisher type:

Other Specific Details:

Can/Tube Holder:

Qty: Location/s:

Other Specific Details:

Dustpan/Brush & Holder:

Qty: Location/s:

Other Specific Details:

Carry Case Storage Unit (In-Shelf):

No. of Cases (stacked high):

Location/s:

Other Specific Details:

Carry Case Storage Unit (Stand-Alone):

No. of Units:

Location/s:

Other Specific Details:

Carry Case Drawer Unit:

No. of Cases (stacked high):

Location/s:

Other Specific Details:

Fischer Parts Bins (note: refer to VQuip Catalogue or Website for available sizing):

Bin Size (1):

Bin Qty:

Location/s:

Bin Size (2):

Bin Qty:

Location/s:

Bin Size (3):

Bin Qty:

Location/s:

Bin Size (4):

Bin Qty:

Location/s:

Bin Size (5):

Bin Qty:

Location/s:

Bin Size (6):

Bin Qty:

Location/s:

Fischer Spare Parts Tray (note: refer to VQuip Catalogue or Website for available sizing):

Tray Size (1):

Bin Qty:

Location/s:

Tray Size (2):

Bin Qty:

Location/s:

Tray Size (3):

Bin Qty:

Location/s:

Tray Size (4):

Bin Qty:

Location/s:

Visi-Pak Storage Bins (note: refer to VQuip Catalogue or Website for available sizing):

Bin Size (1):

Bin Qty:

Location/s:

Bin Size (2):

Bin Qty:

Location/s:

Bin Size (3):

Bin Qty:

Location/s:

Gas Bottle Box:

Size:

Qty:

Location/s:

Vice & Mount:

Vice Type:

Qty:

Vice Mount Details (slide, bench, fold down, etc.)

Note: refer to VQuip Catalogue or Website (or call our customer service team) for available vice options and sizings:

Electric Side Step:

Is an electric side step required? If so, please provide details:

Roof ventilation:

Muller Vent:

Muller Vent Qty :

Muller Vent placement details:

Spining Vent:

Spinning Vent Qty:

Spinning Vent placement details:

Floor ventilation:

Please specify floor ventilation requirements:

Are wheel chocks required? Please indicate where these should be stored:

Are safety triangles required? Please indicate where these should be stored:

Is a reversing buzzer/alarm required?

ACCESSORIES REQUIREMENTS CONT.

YES

NO

Please detail any other accessories to be considered in the build:

This could include bespoke machinery and equipment, customised cabinetry, additional trims, labels, finishes, etc.
Please indicate the approximate position of additional components.:

SEATING REQUIREMENTS

YES

NO

Number of additional seats required:

None One Two Three Four Five Six Seven Eight

If more, please specify:

Seat types required:

Classic Premier Safety Excel Jump Seat Bucket Seat

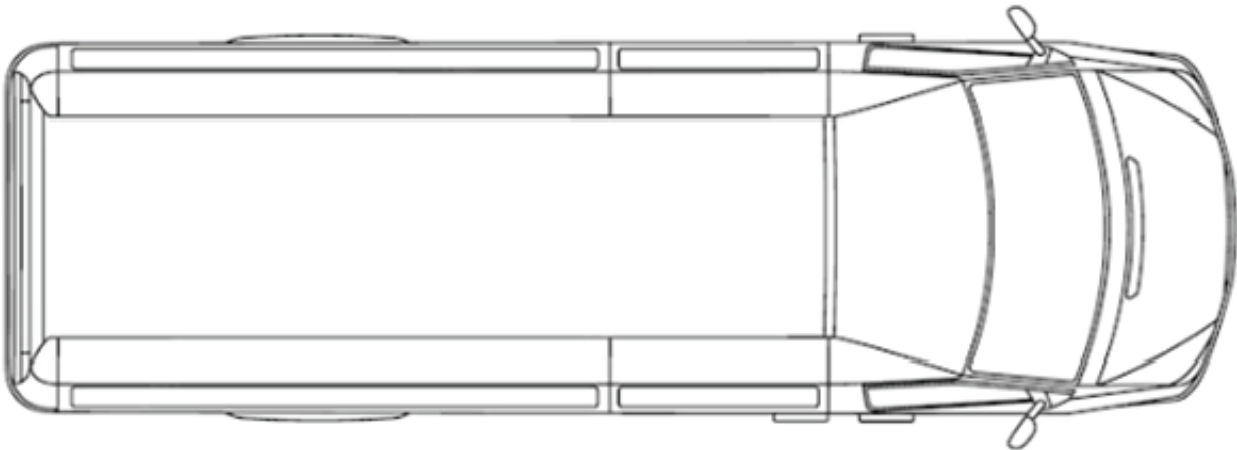
Please confirm the existing seating type (if any):

What is the current vehicle GVM:

Will a GVM upgrade be required to accomodate the extra seating? Please confirm details:

Please specify any additional seating details/requirements:

Please indicate positioning of all additional seats:



ADDITIONAL SERVICES REQUIREMENTS

Are additional services required (GVM upgrades, suspension, weighbridge, certification, etc)? Please specify:

Please specify the purpose of the animal cages and the type of animal being transported:

Cage Size 1:

Length (mm):

Width (mm):

Height (mm):

Preferred manufacturing material:

Is an additional cage floor required? If so, please specify material:

Are tubs or tays required? If so, please detail:

Any preferred method for securing cage inside vehicle?

Preferred locking/latching type:

Cage Size 2:

Length (mm):

Width (mm):

Height (mm):

Preferred manufacturing material:

Is an additional cage floor required? If so, please specify material:

Are tubs or tays required? If so, please detail:

Any preferred method for securing cage inside vehicle?

Preferred locking/latching type:

Cage Size 3:

Length (mm):

Width (mm):

Height (mm):

Preferred manufacturing material:

Is an additional cage floor required? If so, please specify material:

Are tubs or tays required? If so, please detail:

Any preferred method for securing cage inside vehicle?

Preferred locking/latching type:

Cage Size 4:

Length (mm):

Width (mm):

Height (mm):

Preferred manufacturing material:

Is an additional cage floor required? If so, please specify material:

Are tubs or tays required? If so, please detail:

Any preferred method for securing cage inside vehicle?

Preferred locking/latching type:

Cage Size 5:

Length (mm):

Width (mm):

Height (mm):

Preferred manufacturing material:

Is an additional cage floor required? If so, please specify material:

Are tubs or tays required? If so, please detail:

Any preferred method for securing cage inside vehicle?

Preferred locking/latching type:



THIRD PARTY WORKS CONFIRMATION

YES

☐

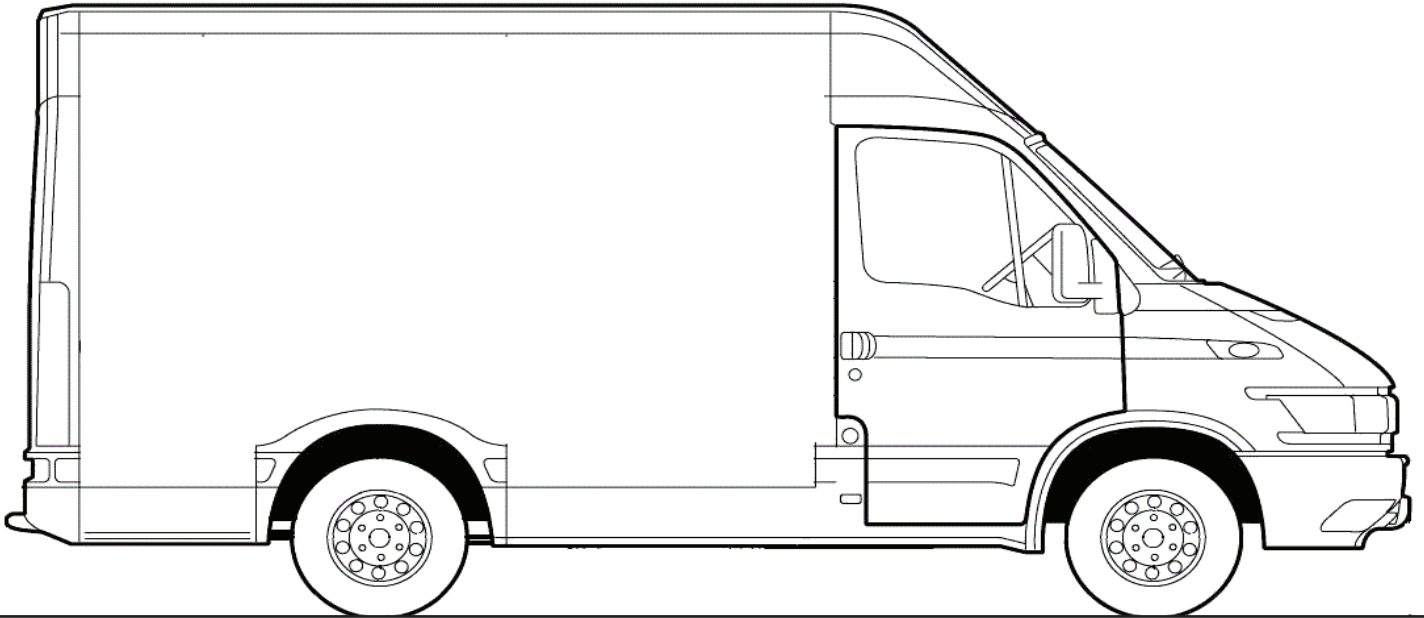
NO

☐

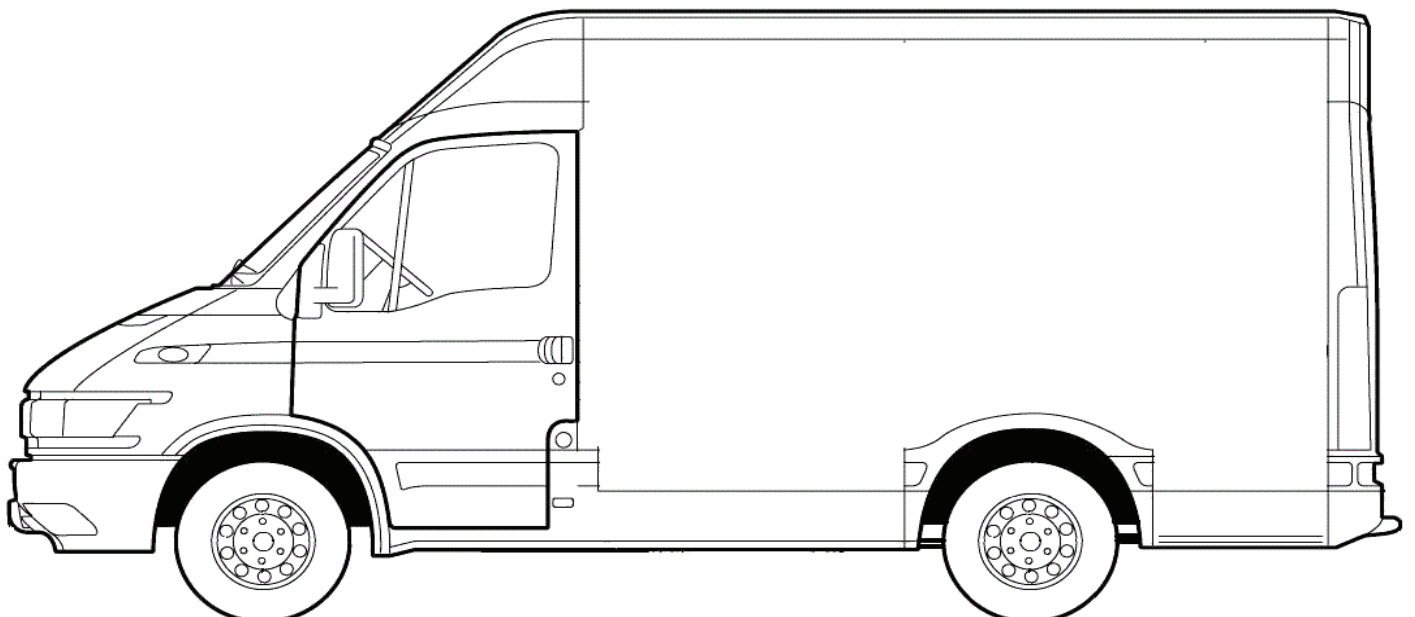
Will the client be arranging any other works to be done on the vehicle that could impact the production schedule that VQuip should know about? Examples could include signwriting, window tinting, camera installations, etc. Please list out all details and associated contacts:

END OF FORM

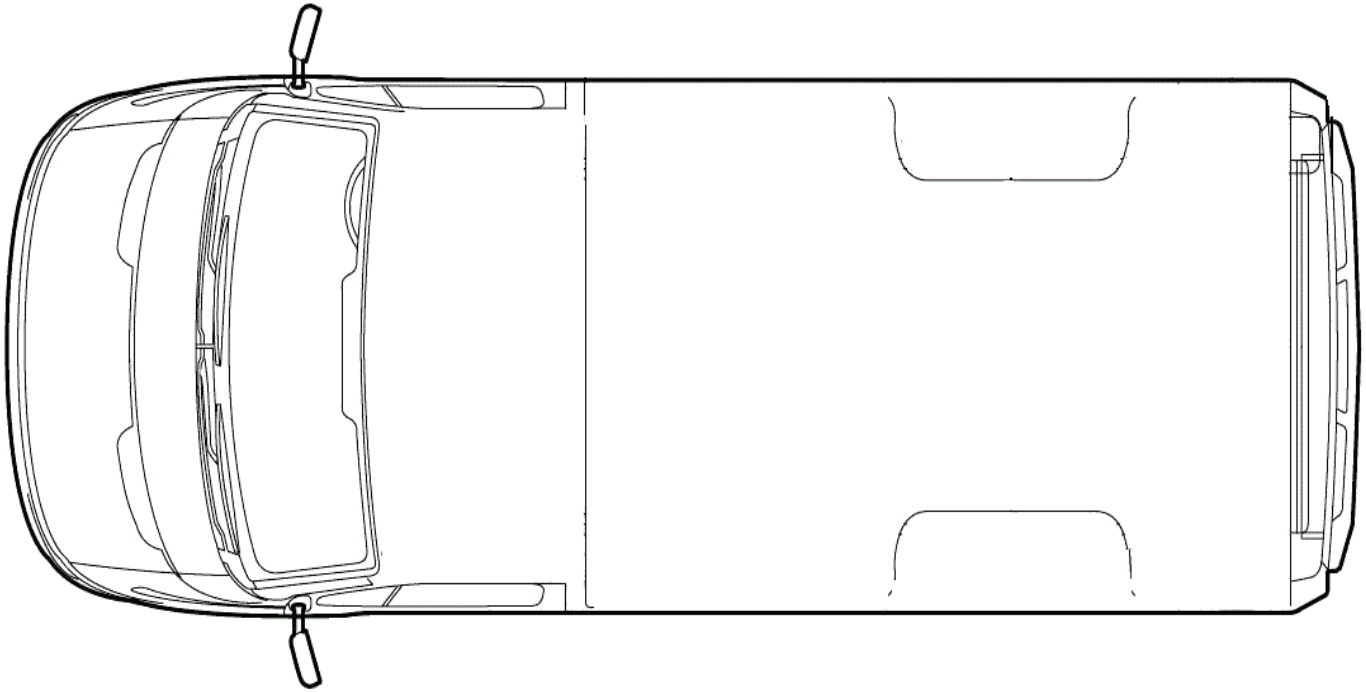
DRIVERS SIDE



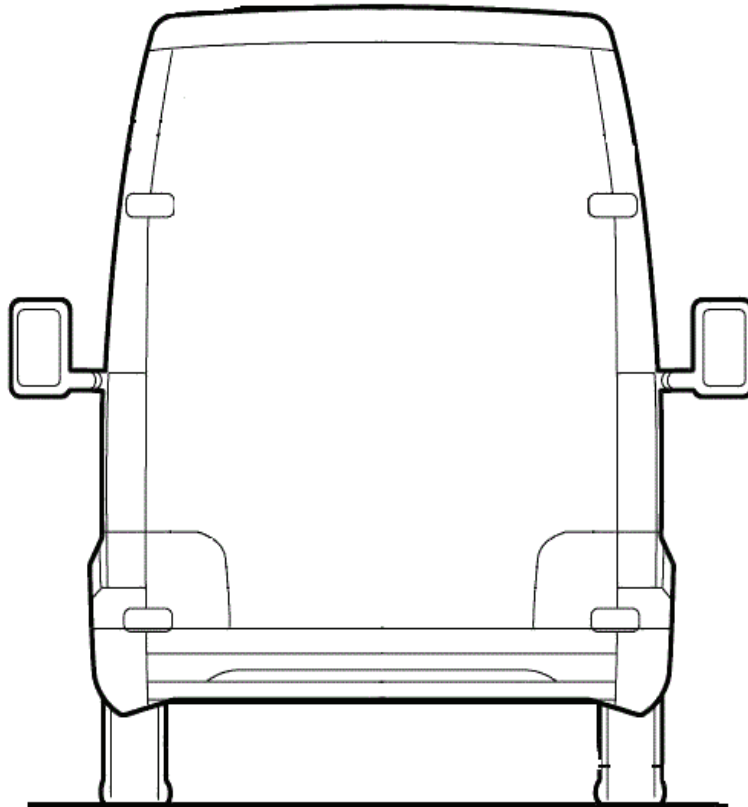
PASSENGERS SIDE



TOP VIEW



REAR VIEW

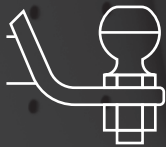






NOTES.





P: 1800 847 687
F: (03) 9758 4011
E: sales@vquip.com.au
W: vquip.com.au



Transforming vehicles with
SOLUTIONS
THAT WORK