



V2.0 MAR24

VQUIP UTE FITOUTS

QUOTATION CHECKLIST



VQuip Staff Name:

Date:

CUSTOMER DETAILS

Customer Business Name:

Customer Contact Name:

Phone Number:

Mobile Number:

Email Address:

Leasing Company (if applicable):

Leasing Company Contact (if applicable):

Phone Number:

Mobile Number:

Email Address:

Vehicle Dealership (if applicable):

Vehicle Dealership Contact (if applicable):

Phone Number:

Mobile Number:

Email Address:

Locations where completed vehicles will be required (fitting locations):

Location 1:

Location 2:

Location 3:

Location 4:

Location 5:

Location 6:

Location 7:

Location 8:

Approximate Customer budget allowance and any related details:

Any specific details with regards to the Customer decision-making process (chain of command, etc.):

Previous Fitout Companies used (If applicable):

Previous Fitout Issues or Experience (If Applicable):

Fitout Delivery/Timing Requirements:

Vehicle Availability Details:

Any other customer details we should know about? Please Specify:



VEHICLE DETAILS

Vehicle Make:

Vehicle Model:

Vehicle Year:

Other Model Details:

Vehicle Body Type (Please tick):

Cab Chassis: ☐ Existing Tray (with sides): ☐ Existing Tray (no sides): ☐ Tub back*: ☐ Other: ☐

If the vehicle is Tub back, please specify the deck type:

J Deck: ☐ A Deck: ☐

Vehicle Cabin Type (Please tick):

Single Cab: ☐ Dual Cab: ☐ Space Cab (Extra Cab/Super Cab/King Cab): ☐ OTHER (Please specify): ☐

Drive Type (Please tick):

RWD: ☐ FWD: ☐ AWD: ☐ 4x4: ☐ OTHER (Please specify): ☐

Other Vehicle Details:

Qty of fitouts required:

Estimated Receipt Date of Vehicle:

Estimated Delivery Date of Completed Vehicle fitout:

Are there any existing, factory-fitted vehicle accessories already included on the vehicle? If so, please specify:

Floor/Floor linings:

Wall linings:

Barrier:

Bullbar/Nudge bar:

Roof racks & storage:

Other, please specify:

What is the primary purpose and function of the vehicle?

Any other specific vehicle details?

Is there any indication of a replacement plan or turnover period for this vehicle?

*Please note: if a customer's fitout requirements involve the removal of a tub back, please ensure the customer has checked with the vehicle manufacturer and relevant parties, as this may not be supported by the manufacturer and may void warranty.



PLEASE NOTE:


The remainder of this form is split into 4 sections, each suited to a different fitout configuration. Please only fill in the section which applies to the vehicle fitout in question:

SECTION 1: Full Service Body Fitout. Page 04


SECTION 2: Tray with Canopy Fitout. Page 18

SECTION 3: Tub with Canopy Fitout. Page 32

SECTION 4: Tray with Toolboxes Fitout. Page 45.



EXAMPLE 1: Full Service Body Fitout



EXAMPLE 2: Tray with Canopy Fitout



EXAMPLE 3: Tub with Canopy Fitout



EXAMPLE 4: Tray with Toolboxes Fitout

PART 1: Full Service Body Fitout



REQUIRED DIMENSIONS & MATERIALS

YES ☐

NO ☐

If there are any specific dimensions required for the Service Body (or sizing limitations), please note as follows:

Service Body Height (External) (mm):

Service Body Length (External) (mm):

Service Body Width (External) (mm):

Any other specific dimension requirements?

What material should the Service Body be constructed from?

White Powdercoated Aluminium: ☐

Other, please specify:

Other Notes:



SERVICE BODY DOOR & LOCKING REQUIREMENTS

YES ☐

NO ☐

How many doors are required on the Service Body?

2 Doors (Driver and Passenger Sides): ☐

3 Doors (Driver and Passenger Sides and Rear): ☐

OTHER (Please specify):

Driver and Passenger Sides Door Types

Gullwing Doors: ☐

Bifold Doors: ☐

Roller Shutter Doors: ☐

Doors to be connected to central locking: ☐

Any other specific requirements for the Service Body Doors and locking?



UNDERBODY STORAGE REQUIREMENTS*

YES ☐

NO ☐

Underbody Toolboxes:

Drivers side front: ☐

Passengers side front: ☐

Drivers side rear: ☐

Passengers side front: ☐

Underbody Toolboxes to be connected to central locking: ☐

Underbody trundle tray/drawer: ☐

Dimensions:

Width (mm):

Depth (mm):

Height (mm):

Underbody trundle tray/drawer to be connected to central locking: ☐

Rope rails: ☐

Are there any other specific details/requests for the Service Body underbody storage?

*Please note: all VQuip Service Bodies come standard with mudguards and mudflaps to comply with Australian Design Rule 42/05.



What is the minimum kms the vehicle would travel per day?

Will the vehicle have idle or Power Take Off (PTO) time?

YES:

NO:

If yes, how many hours?

Where will the vehicle be stored when not in use?

Under cover:

In the Open:

Other storage details:

What auxiliary power is required? (Other than already supplied vehicle power, e.g: cigarette lighter)

240Vac:

240Vdc:

12Vdc:

5Vdc (USB):

OTHER (Please specify):

What will the power source be used for?

Charging portable equipment batteries. (laptops, mobile phones, tools of the trade):

Power to use industrial hand tools **240Vac only** (Drills, Pumps, Saws):

Cooking equipment (kettle, microwaves, coffee machines or toasters):

OTHER (Please specify):

How many 240Vac General Purpose Outlet (GPO) outlets will be required?

None:

One:

Two:

Three:

Four:

Five:

Six:

Seven:

Eight:

If more, please specify:

What colour 240Vac GPO are required?

White:

Red:

Black:

OTHER (Please specify):

How many DC outlets will be required?

None:

One:

Two:

Three:

Four:

Five:

Six:

Seven:

Eight:

If more, please specify:

What type of DC outlets are required?

Anderson 50 Amp:

Anderson 120 Amp:

Anderson 175 Amp:

Anderson 350 Amp:

Accessory Power Socket (Cig. Lighter):

Merit Style Socket:



Engel Style Socket:

OTHER (Please specify):


Is Solar DC-DC charging a requirement?

Any other power requirements not included above, or other comments in relation to required auxiliary power supply?

Please indicate the approximate location of all outlets (both internal and external):



The image contains two line drawings of a pickup truck chassis. The top drawing is a front three-quarter view, showing the front wheel, front fender, front door, and the front half of the chassis. The bottom drawing is a rear three-quarter view, showing the rear wheel, rear fender, rear door, and the rear half of the chassis. Both drawings show the frame, suspension components, and the location of the engine and transmission. The drawings are simple line art with no shading or color.



SIGN WRAPPING/EXTERNAL BRANDING REQUIREMENTS ☐ YES ☐ NO

Is sign wrapping or external branding required? If so, please provide details:

FLOORING REQUIREMENTS ☐ YES ☐ NO

Is a false floor required? If so, please indicate where:

Full false floor: ☐ Rear half false floor: ☐ Front half false floor: ☐

Length of false floor (mm): Please draw approximate

Height of false floor (mm): placement of false floor:

Approx. weight the false floor will need to carry (kg):

What covering is required for the false floor (carpet, rubber mat, plywood, etc.)?



Do tie-downs need to be fitted? ☐

Do tie-downs need to be recessed? ☐

Is additional floor covering required on the Service Body floor?

Rubber mat: ☐ Plywood: ☐ Marine grade carpet: ☐

Other (please specify):



AIRCONDITIONING REQUIREMENTS ☐ YES ☐ NO

Will additional airconditioning be required?

Yes ☐

No ☐

If yes, please confirm the following:

What is the purpose of the additional airconditioning?

Is the additional airconditioning required to be used whilst the vehicle is off? If yes, please provide details:

Please provide any other details regarding the additional airconditioning required:

NO

NO

REAR EXTERNAL REQUIREMENTS

YES

NO

What rear external accessories will be required?

Reverse Sensors: ☐ Reverse Camera: ☐ Tow Bar/Hitch: ☐ Rear Step: ☐

7-Pin Flat Trailer Socket: ☐ 7-Pin Round Trailer Socket: ☐ Brake Controller: ☐

Is an ECU Required? ☐

If so, please specify what the ECU will be used for:

Are there any other specific details/requests for rear external requirements?

INTERNAL SHELVING REQUIREMENTS

YES

NO

Standard Shelving:

Position 1 (Drivers side front):

870mm wide ☐ 1040mm wide ☐ 1220mm wide ☐ 1600mm wide ☐ Custom width (mm)

Position 2 (Drivers side rear):

870mm wide ☐ 1040mm wide ☐ 1220mm wide ☐ 1600mm wide ☐ Custom width (mm)

Position 3 (Passengers side rear):

870mm wide ☐ 1040mm wide ☐ 1220mm wide ☐ 1600mm wide ☐ Custom width (mm)

Position 4 (Passengers side front):

870mm wide ☐ 1040mm wide ☐ 1220mm wide ☐ 1600mm wide ☐ Custom width (mm)

Slimline Shelving:

Position 1 (Drivers side front):

870mm wide ☐ 1040mm wide ☐ 1220mm wide ☐ 1600mm wide ☐ Custom width (mm)

Position 2 (Drivers side rear):

870mm wide ☐ 1040mm wide ☐ 1220mm wide ☐ 1600mm wide ☐ Custom width (mm)

Position 3 (Passengers side rear):

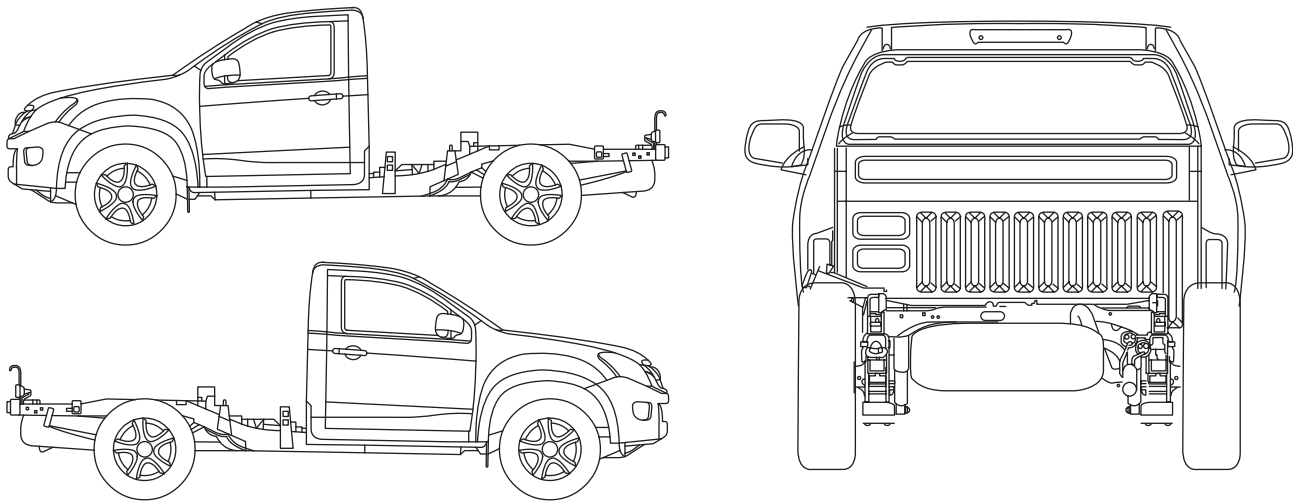
870mm wide ☐ 1040mm wide ☐ 1220mm wide ☐ 1600mm wide ☐ Custom width (mm)

Position 4 (Passengers side front):

870mm wide ☐ 1040mm wide ☐ 1220mm wide ☐ 1600mm wide ☐ Custom width (mm)

Any other specific shelving requirements (custom sizes, placement, colours, door fonts, retaining angles, backing plates, etc.)? Please specify all details:

Please draw approximate positions of all hardwood ply drawers and/or slides required:



Please indicate approximate dimensions and contents of all hardwood ply drawers and/or slides required:

Drawer/Slide units 1 (Drivers side front):

Width (mm):

Height (mm):

Depth (mm):

No. of drawers (stacked) in unit:

Approx. total weight of drawer unit contents (kg):

What type of contents will be stored in this drawer unit:

Drawer/Slide units 2 (Drivers side rear):

Width (mm):

Height (mm):

Depth (mm):

No. of drawers (stacked) in unit:

Approx. total weight of drawer unit contents (kg):

What type of contents will be stored in this drawer unit:

Drawer/Slide units 3 (Passengers side rear):

Width (mm):

Height (mm):

Depth (mm):

No. of drawers (stacked) in unit:

Approx. total weight of drawer unit contents (kg):

What type of contents will be stored in this drawer unit:

Drawer/Slide units 4 (Passengers side front):

Width (mm):

Height (mm):

Depth (mm):

No. of drawers (stacked) in unit:

Approx. total weight of drawer unit contents (kg):

What type of contents will be stored in this drawer unit:

Any other specific drawer requirements? Pleae specify:

WORK BENCH REQUIREMENTS

YES

NO

Standard:

1040mm wide 1220mm wide 1600mm wide Custom width (mm)

Position of standard work bench:

Slimline:

1040mm wide 1220mm wide 1600mm wide Custom width (mm)

Position of slimline work bench:

ACCESSORIES REQUIREMENTS

YES

NO

Lead Hook:

Qty: Location/s:

Other Specific Details:

Tool Holder:

Qty: Location/s:

Other Specific Details:

Soap Dispenser:

Qty: Location/s:

Other Specific Details:

Paper Towel Dispenser:

Qty: Location/s:

Other Specific Details:

Fire Blanket

Qty: Size/s: Location/s:

Other Specific Details:

10L Water Tank & Holder:

Qty: Location/s:

Other Specific Details:

25L Water Tank & Holder:

Qty: Location/s:

Other Specific Details:

First Aid Kit & Holder:

Qty: Location/s:

Other Specific Details:

Fire Extinguisher & Holder (size 1):

Qty: Location/s:

Fire Extinguisher size:

Fire Extinguisher type:

Other Specific Details:

Fire Extinguisher & Holder (size 2):

Qty: Location/s:

Fire Extinguisher size:

Fire Extinguisher type:

Other Specific Details:

Can/Tube Holder:

Qty: Location/s:

Other Specific Details:

Dustpan/Brush & Holder:

Qty: Location/s:

Other Specific Details:

Carry Case Storage Unit (In-Shelf):

No. of Cases (stacked high):

Location/s:

Other Specific Details:

Carry Case Storage Unit (Stand-Alone):

No. of Units:

Location/s:

Other Specific Details:

Carry Case Drawer Unit:

No. of Cases (stacked high):

Location/s:

Other Specific Details:

Fischer Parts Bins (note: refer to VQuip Catalogue or Website for available sizing):

Bin Size (1): Bin Qty:

Location/s:

Bin Size (2): Bin Qty:

Location/s:

Bin Size (3): Bin Qty:

Location/s:

Bin Size (4): Bin Qty:

Location/s:

Bin Size (5): Bin Qty:

Location/s:

Bin Size (6): Bin Qty:

Location/s:

Fischer Spare Parts Tray (note: refer to VQuip Catalogue or Website for available sizing):

Tray Size (1): Bin Qty:

Location/s:

Tray Size (2): Bin Qty:

Location/s:

Tray Size (3): Bin Qty:

Location/s:

Tray Size (4): Bin Qty:

Location/s:

Please detail any other accessories to be considered in the build:

This could include bespoke machinery and equipment, customised cabinetry, additional trims, labels, finishes, etc.
Please indicate the approximate position of additional components.:

Please specify the purpose of the animal cages and the type of animal being transported:

Cage Size 1:

Length (mm):

Width (mm):

Height (mm):

Preferred manufacturing material:

Is an additional cage floor required? If so, please specify material:

Are tubs or tays required? If so, please detail:

Any preferred method for securing cage inside vehicle?

Preferred locking/latching type:

Cage Size 2:

Length (mm):

Width (mm):

Height (mm):

Preferred manufacturing material:

Is an additional cage floor required? If so, please specify material:

Are tubs or tays required? If so, please detail:

Any preferred method for securing cage inside vehicle?

Preferred locking/latching type:

Cage Size 3:

Length (mm):

Width (mm):

Height (mm):

Preferred manufacturing material:

Is an additional cage floor required? If so, please specify material:

Are tubs or tays required? If so, please detail:

Any preferred method for securing cage inside vehicle?

Preferred locking/latching type:

Cage Size 4:

Length (mm):

Width (mm):

Height (mm):

Preferred manufacturing material:

Is an additional cage floor required? If so, please specify material:

Are tubs or tays required? If so, please detail:

Any preferred method for securing cage inside vehicle?

Preferred locking/latching type:

Cage Size 5:

Length (mm):

Width (mm):

Height (mm):

Preferred manufacturing material:

Is an additional cage floor required? If so, please specify material:

Are tubs or tays required? If so, please detail:

Any preferred method for securing cage inside vehicle?

Preferred locking/latching type:

V ADDITIONAL SERVICES REQUIREMENTS **YES** ☐ **NO** ☐

Are additional services required (GVM upgrades, suspension, weighbridge, certification, etc)? Please specify:

V THIRD PARTY WORKS CONFIRMATION **YES** ☐ **NO** ☐

Will the client be arranging any other works to be done on the vehicle that could impact the production schedule that VQuip should know about? Examples could include signwriting, window tinting, camera installations, etc. Please list out all details and associated contacts:

END OF SECTION 1

PART 2: Tray with Canopy Fitout

REQUIRED DIMENSIONS & MATERIALS

YES ☐

NO ☐

If there are any specific dimensions required for the Canopy (or sizing limitations), please note as follows:

Canopy Height (External) (mm):

Canopy Length (External) (mm):

Canopy Width (External) (mm):

Any other specific dimension requirements?

What material should the Canopy be constructed from?

White Powdercoated Aluminium: ☐

Other, please specify:

Other Notes:

CANOPY DOOR & LOCKING REQUIREMENTS

YES ☐

NO ☐

How many doors are required on the Canopy?

2 Doors (Driver and Passenger Sides): ☐

3 Doors (Driver and Passenger Sides and Rear): ☐

OTHER (Please specify):

Driver and Passenger Sides Door Types

Gullwing Doors: ☐

Bifold Doors: ☐

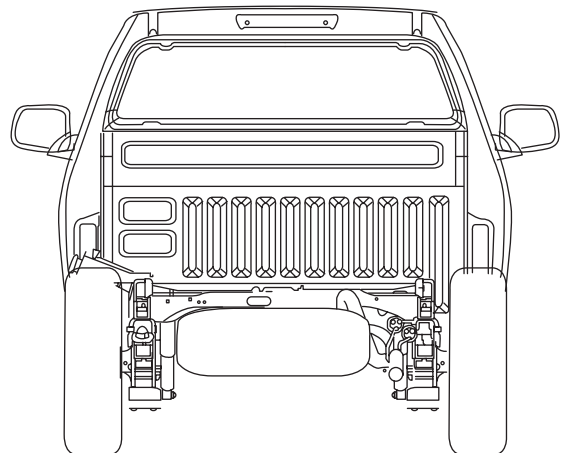
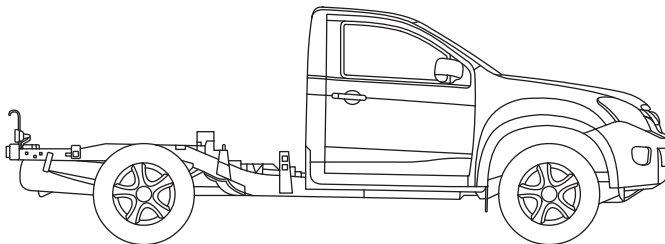
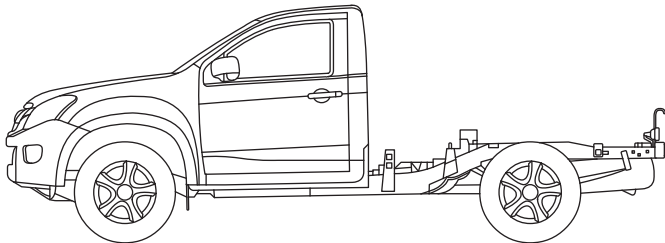
Roller Shutter Doors: ☐

Half mesh doors: ☐

Doors to be connected to central locking: ☐

Any other specific requirements for the Canopy Doors and locking?

Use this space to sketch the approximate appearance of the canopy:



V TRAY REQUIREMENTS **YES** ☐ **NO** ☐

Full tray required (with sides): ☐

Will the sides need to be adjusted to accomodate the canopy? Please provide details:

Tray deck only required (no sides): ☐

Headboard and mesh required: ☐

Are there any other specific details/requests for the tray?

V UNDERBODY STORAGE REQUIREMENTS* **YES** ☐ **NO** ☐

Underbody Toolboxes:

Drivers side front: ☐ Passengers side front: ☐

Drivers side rear: ☐ Passengers side front: ☐

Underbody Toolboxes to be connected to central locking: ☐

Underbody trundle tray/drawer: ☐

Dimensions:

Width (mm): Depth (mm): Height (mm):

Underbody trundle tray/drawer to be connected to central locking: ☐

Rope rails: ☐

Are there any other specific details/requests for the underbody storage?

*Please note: all VQuip trays come standard with mudguards and mudflaps to comply with Australian Design Rule 42/05.

What is the minimum kms the vehicle would travel per day?

Will the vehicle have idle or Power Take Off (PTO) time? YES: ☐ NO: ☐

If yes, how many hours?

Where will the vehicle be stored when not in use?

Under cover: ☐ In the Open: ☐ Other storage details:

What auxiliary power is required? (Other than already supplied vehicle power, e.g: cigarette lighter)

240Vac: ☐ 240Vdc: ☐ 12Vdc: ☐ 5Vdc (USB): ☐

OTHER (Please specify):

What will the power source be used for?

Charging portable equipment batteries. (laptops, mobile phones, tools of the trade): ☐

Power to use industrial hand tools **240Vac only** (Drills, Pumps, Saws): ☐

Cooking equipment (kettle, microwaves, coffee machines or toasters): ☐

OTHER (Please specify):

How many 240Vac General Purpose Outlet (GPO) outlets will be required?

None: ☐ One: ☐ Two: ☐ Three: ☐ Four: ☐ Five: ☐ Six: ☐ Seven: ☐ Eight: ☐

If more, please specify:

What colour 240Vac GPO are required?

White: ☐ Red: ☐ Black: ☐ OTHER (Please specify):

How many DC outlets will be required?

None: ☐ One: ☐ Two: ☐ Three: ☐ Four: ☐ Five: ☐ Six: ☐ Seven: ☐ Eight: ☐

If more, please specify:

What type of DC outlets are required?

Anderson 50 Amp: ☐ Anderson 120 Amp: ☐ Anderson 175 Amp: ☐ Anderson 350 Amp: ☐

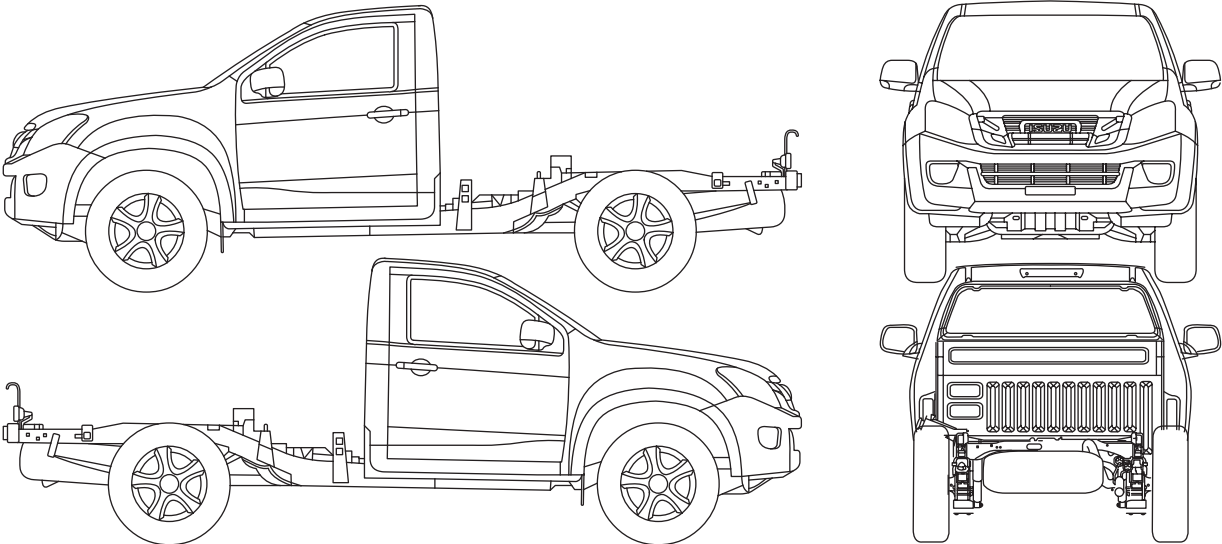
Accessory Power Socket (Cig. Lighter): ☐ Merit Style Socket: ☐ Engel Style Socket: ☐

OTHER (Please specify):

Is Solar DC-DC charging a requirement? ☐

Any other power requirements not included above, or other comments in relation to required auxiliary power supply?

Please indicate the approximate location of all outlets (both internal and external):



SIGN WRAPPING/EXTERNAL BRANDING REQUIREMENTS

YES

NO

Is sign wrapping or external branding required? If so, please provide details:

FLOORING REQUIREMENTS

YES

NO

Is a false floor required? If so, please indicate where:

Full false floor: ☐

Rear half false floor: ☐

Front half false floor: ☐

Length of false floor (mm):

Please draw approximate placement of false floor:

Height of false floor (mm):

Approx. weight the false floor will need to carry (kg):

What covering is required for the false floor (carpet, rubber mat, plywood, etc.)?

Do tie-downs need to be fitted? ☐

Do tie-downs need to be recessed? ☐



Is additional floor covering required on the Tray floor?

Rubber mat: ☐

Plywood: ☐

Marine grade carpet: ☐

Other (please specify):



AIRCONDITIONING REQUIREMENTS

YES

NO

Will additional airconditioning be required?

Yes ☐

No ☐

If yes, please confirm the following:

What is the purpose of the additional airconditioning?

Is the additional airconditioning required to be used whilst the vehicle is off? If yes, please provide details:

Please provide any other details regarding the additional airconditioning required:

PAGE 23

YES

NO

What rear external accessories will be required?

Reverse Sensors: ☐ Reverse Camera: ☐ Tow Bar/Hitch: ☐ Rear Step: ☐

7-Pin Flat Trailer Socket: ☐ 7-Pin Round Trailer Socket: ☐ Brake Controller: ☐

Is an ECU Required?

If so, please specify what the ECU will be used for:

Are there any other specific details/requests for rear external requirements?

YES

NO

Standard Shelving:

Position 1 (Drivers side front):

870mm wide ☐ 1040mm wide ☐ 1220mm wide ☐ 1600mm wide ☐ Custom width (mm)

Position 2 (Drivers side rear):

870mm wide ☐ 1040mm wide ☐ 1220mm wide ☐ 1600mm wide ☐ Custom width (mm)

Position 3 (Passengers side rear):

870mm wide ☐ 1040mm wide ☐ 1220mm wide ☐ 1600mm wide ☐ Custom width (mm)

Position 4 (Passengers side front):

870mm wide ☐ 1040mm wide ☐ 1220mm wide ☐ 1600mm wide ☐ Custom width (mm)

Slimline Shelving:

Position 1 (Drivers side front):

870mm wide ☐ 1040mm wide ☐ 1220mm wide ☐ 1600mm wide ☐ Custom width (mm)

Position 2 (Drivers side rear):

870mm wide ☐ 1040mm wide ☐ 1220mm wide ☐ 1600mm wide ☐ Custom width (mm)

Position 3 (Passengers side rear):

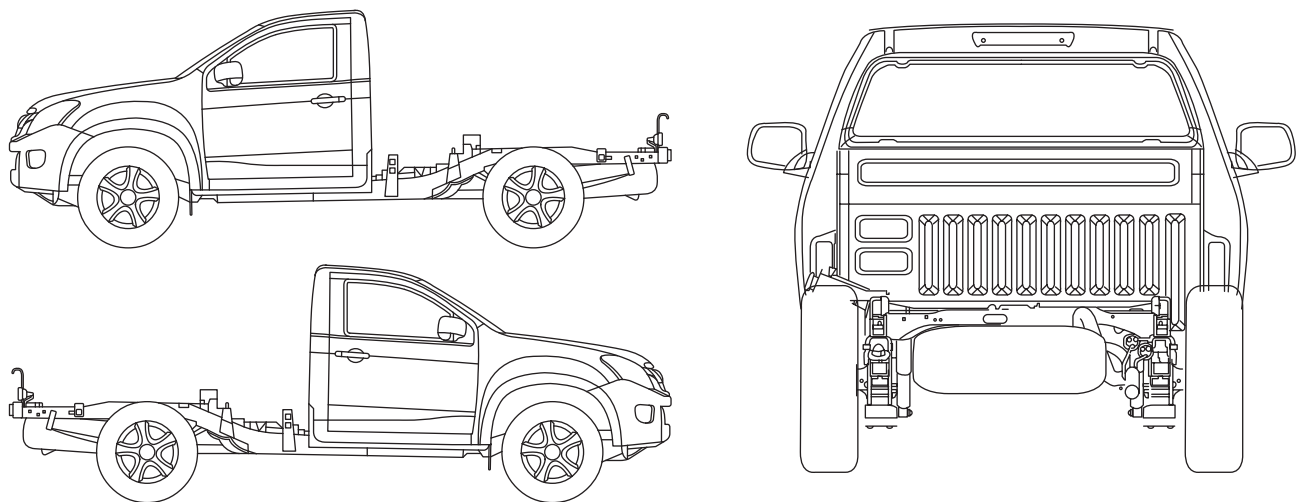
870mm wide ☐ 1040mm wide ☐ 1220mm wide ☐ 1600mm wide ☐ Custom width (mm)

Position 4 (Passengers side front):

870mm wide ☐ 1040mm wide ☐ 1220mm wide ☐ 1600mm wide ☐ Custom width (mm)

Any other specific shelving requirements (custom sizes, placement, colours, door fonts, retaining angles, backing plates, etc.)? Please specify all details:

Please draw approximate positions of all hardwood ply drawers and/or slides required:



Please indicate approximate dimensions and contents of all hardwood ply drawers and/or slides required:

Drawer/Slide units 1 (Drivers side front):

Width (mm):
Height (mm):
Depth (mm):

No. of drawers (stacked) in unit:
Approx. total weight of drawer unit contents (kg):

What type of contents will be stored in this drawer unit:

Drawer/Slide units 2 (Drivers side rear):

Width (mm):
Height (mm):
Depth (mm):

No. of drawers (stacked) in unit:
Approx. total weight of drawer unit contents (kg):

What type of contents will be stored in this drawer unit:

Drawer/Slide units 3 (Passengers side rear):

Width (mm):
Height (mm):
Depth (mm):

No. of drawers (stacked) in unit:
Approx. total weight of drawer unit contents (kg):

What type of contents will be stored in this drawer unit:

Drawer/Slide units 4 (Passengers side front):

Width (mm):
Height (mm):
Depth (mm):

No. of drawers (stacked) in unit:
Approx. total weight of drawer unit contents (kg):

What type of contents will be stored in this drawer unit:

Any other specific drawer requirements? Pleae specify:

WORK BENCH REQUIREMENTS

YES

NO

Standard:

1040mm wide ☐ 1220mm wide ☐ 1600mm wide ☐ Custom width (mm)

Position of standard work bench:

Slimline:

1040mm wide ☐ 1220mm wide ☐ 1600mm wide ☐ Custom width (mm)

Position of slimline work bench:

ACCESSORIES REQUIREMENTS

YES

NO

Lead Hook:

Qty: Location/s:

Other Specific Details:

Tool Holder:

Qty: Location/s:

Other Specific Details:

Soap Dispenser:

Qty: Location/s:

Other Specific Details:

Paper Towel Dispenser:

Qty: Location/s:

Other Specific Details:

Fire Blanket

Qty: Size/s: Location/s:

Other Specific Details:

10L Water Tank & Holder:

Qty: Location/s:

Other Specific Details:

25L Water Tank & Holder:

Qty: Location/s:

Other Specific Details:

First Aid Kit & Holder:

Qty: Location/s:

Other Specific Details:

Fire Extinguisher & Holder (size 1):

Qty: Location/s:

Fire Extinguisher size:

Fire Extinguisher type:

Other Specific Details:

Fire Extinguisher & Holder (size 2):

Qty: Location/s:

Fire Extinguisher size:

Fire Extinguisher type:

Other Specific Details:

Can/Tube Holder:

Qty: Location/s:

Other Specific Details:

Dustpan/Brush & Holder:

Qty: Location/s:

Other Specific Details:

Carry Case Storage Unit (In-Shelf):

No. of Cases (stacked high):

Location/s:

Other Specific Details:

Carry Case Storage Unit (Stand-Alone):

No. of Units:

Location/s:

Other Specific Details:

Carry Case Drawer Unit:

No. of Cases (stacked high):

Location/s:

Other Specific Details:

Fischer Parts Bins (note: refer to VQuip Catalogue or Website for available sizing):

Bin Size (1): Bin Qty:

Location/s:

Bin Size (2): Bin Qty:

Location/s:

Bin Size (3): Bin Qty:

Location/s:

Bin Size (4): Bin Qty:

Location/s:

Bin Size (5): Bin Qty:

Location/s:

Bin Size (6): Bin Qty:

Location/s:

Fischer Spare Parts Tray (note: refer to VQuip Catalogue or Website for available sizing):

Tray Size (1): Bin Qty:

Location/s:

Tray Size (2): Bin Qty:

Location/s:

Tray Size (3): Bin Qty:

Location/s:

Tray Size (4): Bin Qty:

Location/s:

Visi-Pak Storage Bins (note: refer to VQuip Catalogue or Website for available sizing):

Bin Size (1):

Bin Qty:

Location/s:

Bin Size (2):

Bin Qty:

Location/s:

Bin Size (3):

Bin Qty:

Location/s:

Gas Bottle Box:

Size:

Qty:

Location/s:

Vice & Mount:

Vice Type:

Qty:

Vice Mount Details (slide, bench, fold down, etc.)

Note: refer to VQuip Catalogue or Website (or call our customer service team) for available vice options and sizings:

Roof ventilation:

Muller Vent:

Muller Vent Qty :

Muller Vent placement details:

Spining Vent:

Spinning Vent Qty:

Spinning Vent placement details:

Floor ventilation:

Please specify floor ventilation requirements:

Please detail any other accessories to be considered in the build:

This could include bespoke machinery and equipment, customised cabinetry, additional trims, labels, finishes, etc.
Please indicate the approximate position of additional components.:

Please specify the purpose of the animal cages and the type of animal being transported:

Cage Size 1:

Length (mm): Width (mm): Height (mm):

Preferred manufacturing material:

Is an additional cage floor required? If so, please specify material:

Are tubs or tays required? If so, please detail:

Any preferred method for securing cage inside vehicle?

Preferred locking/latching type:

Cage Size 2:

Length (mm): Width (mm): Height (mm):

Preferred manufacturing material:

Is an additional cage floor required? If so, please specify material:

Are tubs or tays required? If so, please detail:

Any preferred method for securing cage inside vehicle?

Preferred locking/latching type:

Cage Size 3:

Length (mm): Width (mm): Height (mm):

Preferred manufacturing material:

Is an additional cage floor required? If so, please specify material:

Are tubs or tays required? If so, please detail:

Any preferred method for securing cage inside vehicle?

Preferred locking/latching type:

Cage Size 4:

Length (mm): Width (mm): Height (mm):

Preferred manufacturing material:

Is an additional cage floor required? If so, please specify material:

Are tubs or tays required? If so, please detail:

Any preferred method for securing cage inside vehicle?

Preferred locking/latching type:

Cage Size 5:

Length (mm): Width (mm): Height (mm):

Preferred manufacturing material:

Is an additional cage floor required? If so, please specify material:

Are tubs or tays required? If so, please detail:

Any preferred method for securing cage inside vehicle?

Preferred locking/latching type:

V ADDITIONAL SERVICES REQUIREMENTS **YES** ☐ **NO** ☐

Are additional services required (GVM upgrades, suspension, weighbridge, certification, etc)? Please specify:

V THIRD PARTY WORKS CONFIRMATION **YES** ☐ **NO** ☐

Will the client be arranging any other works to be done on the vehicle that could impact the production schedule that VQuip should know about? Examples could include signwriting, window tinting, camera installations, etc. Please list out all details and associated contacts:

END OF SECTION 2

PART 3: Tub with Canopy Fitout

REQUIRED DIMENSIONS & MATERIALS

YES ☐

NO ☐

Note: All VQuip Tub Canopies are made to fit the specific vehicle make/model and tub size, and sizing cannot be changed. Sizing specifications can be provided by our customer service team on request.

What material should the Canopy be constructed from?

Galvannealed Steel: ☐

Fibreglass: ☐

Other, please specify:

Other Notes:

CANOPY WINDOW/DOOR & LOCKING REQUIREMENTS

YES ☐

NO ☐

Please select the preferred Drivers Side Door Flap/Window Option:

Sliding Glass Window: ☐

Lift-Up Glass Window: ☐

Mesh Window Grill: ☐

Solid Protection Window Grill: ☐

Solid Lift-Up Panel: ☐

Solid Fixed Panel (no access): ☐

OTHER (Please specify):

Please select the preferred Passengers Side Door Flap/Window Option:

Sliding Glass Window: ☐

Lift-Up Glass Window: ☐

Mesh Window Grill: ☐

Solid Protection Window Grill: ☐

Solid Lift-Up Panel: ☐

Solid Fixed Panel (no access): ☐

OTHER (Please specify):

Please select the preferred Rear Door Flap/Window Option:

Sliding Glass Window: ☐

Lift-Up Glass Window: ☐

Mesh Window Grill: ☐

Solid Protection Window Grill: ☐

Solid Lift-Up Panel: ☐

Solid Fixed Panel (no access): ☐

OTHER (Please specify):

Door Flaps/Windows to be connected to central locking: ☐

Any other specific requirements for the Canopy Doors Flaps/Windows and Locking?



CANOPY FITOUT AUXILIARY POWER SUPPLY REQUIREMENTS

YES**NO**

What is the minimum kms the vehicle would travel per day?

Will the vehicle have idle or Power Take Off (PTO) time?

YES:

NO:

If yes, how many hours?

Where will the vehicle be stored when not in use?

Under cover:

In the Open:

Other storage details:

What auxiliary power is required? (Other than already supplied vehicle power, e.g: cigarette lighter)

240Vac:

240Vdc:

12Vdc:

5Vdc (USB):

OTHER (Please specify):

What will the power source be used for?

Charging portable equipment batteries. (laptops, mobile phones, tools of the trade):

Power to use industrial hand tools **240Vac only** (Drills, Pumps, Saws):

Cooking equipment (kettle, microwaves, coffee machines or toasters):

OTHER (Please specify):

How many 240Vac General Purpose Outlet (GPO) outlets will be required?

None:

One:

Two:

Three:

Four:

Five:

Six:

Seven:

Eight:

If more, please specify:

What colour 240Vac GPO are required?

White:

Red:

Black:

OTHER (Please specify):

How many DC outlets will be required?

None:

One:

Two:

Three:

Four:

Five:

Six:

Seven:

Eight:

If more, please specify:

What type of DC outlets are required?

Anderson 50 Amp:

Anderson 120 Amp:

Anderson 175 Amp:

Anderson 350 Amp:

Accessory Power Socket (Cig. Lighter):

Merit Style Socket:



Engel Style Socket:

OTHER (Please specify):

Is Solar DC-DC charging a requirement?

Any other power requirements not included above, or other comments in relation to required auxiliary power supply?

Please indicate the approximate location of all outlets (both internal and external):



V SIGN WRAPPING/EXTERNAL BRANDING REQUIREMENTS ☐ YES ☐ NO ☐

Is sign wrapping or external branding required? If so, please provide details:

V FLOORING REQUIREMENTS ☐ YES ☐ NO ☐

Is a false floor required? If so, please indicate where:

Full false floor: ☐ Rear half false floor: ☐ Front half false floor: ☐

Length of false floor (mm): Please draw approximate

Height of false floor (mm): placement of false floor:

Approx. weigh the false floor will need to carry (kg):

What covering is required for the false floor (carpet, rubber mat, plywood, etc.)?



Do tie-downs need to be fitted? ☐

Do tie-downs need to be recessed? ☐

Is additional floor covering required on the Tub floor?

Rubber mat: ☐ Plywood: ☐ Marine grade carpet: ☐

Other (please specify):



V AIRCONDITIONING REQUIREMENTS ☐ YES ☐ NO ☐

Will additional airconditioning be required?

Yes ☐

No ☐

If yes, please confirm the following:

What is the purpose of the additional airconditioning?

Is the additional airconditioning required to be used whilst the vehicle is off? If yes, please provide details:

Please provide any other details regarding the additional airconditioning required:

ROOF STORAGE REQUIREMENTS

YES

NO

Roof Racks:

1 Bar Roof Rack:

2 Bar Roof Rack:

3 Bar Roof Rack:

4 Bar Roof Rack:

Tradesman Roof Rack (no sides):

Tradesman Roof Rack (low sides):

Tradesman Roof Rack (standard sides):

Single rollers:

Please specify side for single rollers:

Double rollers:

Conduit Carrier:

100mm diameter:

150mm diameter:

4100mm long:

4200mm long:

Other length, please specify:

Screw-on end caps:

Lockable end caps:

Please indicate the preferred location of Conduit Carrier on roof:

Extension Ladder Rails:

Fitment position (p/side or d/side):

Ladder specifications if known (mm):

Step Ladder Rails:

Fitment position (p/side or d/side):

Ladder specifications if known (mm):

Cable Ladder Locks:

Cable Ladder Straps:

Rear Ladder Hoop:

Grab handles:

Any other specific roof storage requirements? Please specify:

FRONT EXTERNAL REQUIREMENTS

YES

NO

What front external accessories will be required?

Bull bar:

Nudge Bar:

Wildlife deterrent:

Winch:

Front H-Rack:

Are there any other specific details/requests for front external requirements?

(C) VQuip Pty Ltd

PAGE 36

REAR EXTERNAL REQUIREMENTS

YES

NO

What rear external accessories will be required?

Reverse Sensors: ☐ Reverse Camera: ☐ Tow Bar/Hitch: ☐ Rear Step: ☐

7-Pin Flat Trailer Socket: ☐ 7-Pin Round Trailer Socket: ☐ Brake Controller: ☐

Is an ECU Required? ☐

If so, please specify what the ECU will be used for:

Are there any other specific details/requests for rear external requirements?

INTERNAL SHELVING REQUIREMENTS

YES

NO

Standard Shelving:

Position 1 (Drivers side front):

870mm wide ☐ 1040mm wide ☐ 1220mm wide ☐ 1600mm wide ☐ Custom width (mm)

Position 2 (Drivers side rear):

870mm wide ☐ 1040mm wide ☐ 1220mm wide ☐ 1600mm wide ☐ Custom width (mm)

Position 3 (Passengers side rear):

870mm wide ☐ 1040mm wide ☐ 1220mm wide ☐ 1600mm wide ☐ Custom width (mm)

Position 4 (Passengers side front):

870mm wide ☐ 1040mm wide ☐ 1220mm wide ☐ 1600mm wide ☐ Custom width (mm)

Slimline Shelving:

Position 1 (Drivers side front):

870mm wide ☐ 1040mm wide ☐ 1220mm wide ☐ 1600mm wide ☐ Custom width (mm)

Position 2 (Drivers side rear):

870mm wide ☐ 1040mm wide ☐ 1220mm wide ☐ 1600mm wide ☐ Custom width (mm)

Position 3 (Passengers side rear):

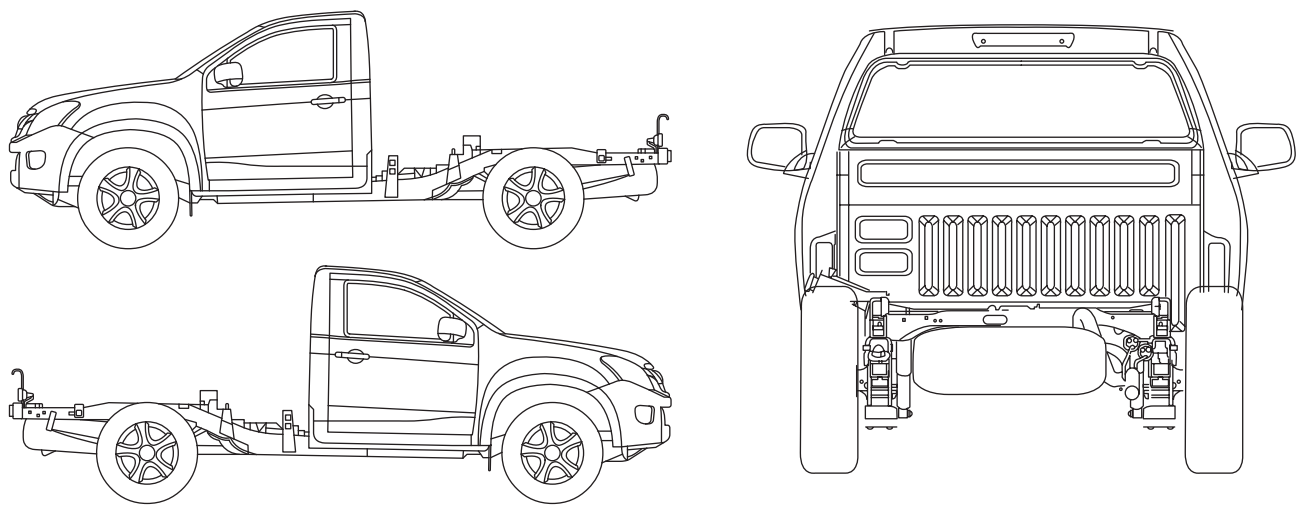
870mm wide ☐ 1040mm wide ☐ 1220mm wide ☐ 1600mm wide ☐ Custom width (mm)

Position 4 (Passengers side front):

870mm wide ☐ 1040mm wide ☐ 1220mm wide ☐ 1600mm wide ☐ Custom width (mm)

Any other specific shelving requirements (custom sizes, placement, colours, door fonts, retaining angles, backing plates, etc.)? Please specify all details:

Please draw approximate positions of all hardwood ply drawers and/or slides required:



Please indicate approximate dimensions and contents of all hardwood ply drawers and/or slides required:

Drawer/Slide units 1 (Drivers side front):

Width (mm):

Height (mm):

Depth (mm):

No. of drawers (stacked) in unit:

Approx. total weight of drawer unit contents (kg):

What type of contents will be stored in this drawer unit:

Drawer/Slide units 2 (Drivers side rear):

Width (mm):

Height (mm):

Depth (mm):

No. of drawers (stacked) in unit:

Approx. total weight of drawer unit contents (kg):

What type of contents will be stored in this drawer unit:

Drawer/Slide units 3 (Passengers side rear):

Width (mm):

Height (mm):

Depth (mm):

No. of drawers (stacked) in unit:

Approx. total weight of drawer unit contents (kg):

What type of contents will be stored in this drawer unit:

Drawer/Slide units 4 (Passengers side front):

Width (mm):

Height (mm):

Depth (mm):

No. of drawers (stacked) in unit:

Approx. total weight of drawer unit contents (kg):

What type of contents will be stored in this drawer unit:

Any other specific drawer requirements? Pleae specify:

WORK BENCH REQUIREMENTS

YES

NO

Standard:

1040mm wide

1220mm wide

1600mm wide

Custom width (mm)

Position of standard work bench:

Slimline:

1040mm wide

1220mm wide

1600mm wide

Custom width (mm)

Position of slimline work bench:

ACCESSORIES REQUIREMENTS

YES

NO

Lead Hook:

Qty:

Location/s:

Other Specific Details:

Tool Holder:

Qty:

Location/s:

Other Specific Details:

Soap Dispenser:

Qty:

Location/s:

Other Specific Details:

Paper Towel Dispenser:

Qty:

Location/s:

Other Specific Details:

Fire Blanket

Qty:

Size/s:

Location/s:

Other Specific Details:

10L Water Tank & Holder:

Qty: Location/s:

Other Specific Details:

25L Water Tank & Holder:

Qty: Location/s:

Other Specific Details:

First Aid Kit & Holder:

Qty: Location/s:

Other Specific Details:

Fire Extinguisher & Holder (size 1):

Qty: Location/s:

Fire Extinguisher size:

Fire Extinguisher type:

Other Specific Details:

Fire Extinguisher & Holder (size 2):

Qty: Location/s:

Fire Extinguisher size:

Fire Extinguisher type:

Other Specific Details:

Can/Tube Holder:

Qty: Location/s:

Other Specific Details:

Dustpan/Brush & Holder:

Qty: Location/s:

Other Specific Details:

Carry Case Storage Unit (In-Shelf):

No. of Cases (stacked high):

Location/s:

Other Specific Details:

Carry Case Storage Unit (Stand-Alone):

No. of Units:

Location/s:

Other Specific Details:

Carry Case Drawer Unit:

No. of Cases (stacked high):

Location/s:

Other Specific Details:

Fischer Parts Bins (note: refer to VQuip Catalogue or Website for available sizing):

Bin Size (1): Bin Qty:

Location/s:

Bin Size (2): Bin Qty:

Location/s:

Bin Size (3): Bin Qty:

Location/s:

Bin Size (4): Bin Qty:

Location/s:

Bin Size (5): Bin Qty:

Location/s:

Bin Size (6): Bin Qty:

Location/s:

Fischer Spare Parts Tray (note: refer to VQuip Catalogue or Website for available sizing):

Tray Size (1): Bin Qty:

Location/s:

Tray Size (2): Bin Qty:

Location/s:

Tray Size (3): Bin Qty:

Location/s:

Tray Size (4): Bin Qty:

Location/s:

Visi-Pak Storage Bins (note: refer to VQuip Catalogue or Website for available sizing):

Bin Size (1):

Bin Qty:

Location/s:

Bin Size (2):

Bin Qty:

Location/s:

Bin Size (3):

Bin Qty:

Location/s:

Gas Bottle Box:

Size:

Qty:

Location/s:

Vice & Mount:

Vice Type:

Qty:

Vice Mount Details (slide, bench, fold down, etc.)

Note: refer to VQuip Catalogue or Website (or call our customer service team) for available vice options and sizings:

Roof ventilation:

Muller Vent:

Muller Vent Qty :

Muller Vent placement details:

Spining Vent:

Spinning Vent Qty:

Spinning Vent placement details:

Floor ventilation:

Please specify floor ventilation requirements:

Please detail any other accessories to be considered in the build:

This could include bespoke machinery and equipment, customised cabinetry, additional trims, labels, finishes, etc.
Please indicate the approximate position of additional components.:

Please specify the purpose of the animal cages and the type of animal being transported:

Cage Size 1:

Length (mm):

Width (mm):

Height (mm):

Preferred manufacturing material:

Is an additional cage floor required? If so, please specify material:

Are tubs or tays required? If so, please detail:

Any preferred method for securing cage inside vehicle?

Preferred locking/latching type:

Cage Size 2:

Length (mm):

Width (mm):

Height (mm):

Preferred manufacturing material:

Is an additional cage floor required? If so, please specify material:

Are tubs or tays required? If so, please detail:

Any preferred method for securing cage inside vehicle?

Preferred locking/latching type:

Cage Size 3:

Length (mm):

Width (mm):

Height (mm):

Preferred manufacturing material:

Is an additional cage floor required? If so, please specify material:

Are tubs or tays required? If so, please detail:

Any preferred method for securing cage inside vehicle?

Preferred locking/latching type:

Cage Size 4:

Length (mm):

Width (mm):

Height (mm):

Preferred manufacturing material:

Is an additional cage floor required? If so, please specify material:

Are tubs or tays required? If so, please detail:

Any preferred method for securing cage inside vehicle?

Preferred locking/latching type:

Cage Size 5:

Length (mm):

Width (mm):

Height (mm):

Preferred manufacturing material:

Is an additional cage floor required? If so, please specify material:

Are tubs or tays required? If so, please detail:

Any preferred method for securing cage inside vehicle?

Preferred locking/latching type:

Are additional services required (GVM upgrades, suspension, weighbridge, certification, etc)? Please specify:

Will the client be arranging any other works to be done on the vehicle that could impact the production schedule that VQuip should know about? Examples could include signwriting, window tinting, camera installations, etc. Please list out all details and associated contacts:

END OF SECTION 3

PART 4: Tray with Toolboxes Fitout

TRAY REQUIREMENTS

YES ☐

NO ☐

Full tray required (with sides): ☐

Will the sides need to be adjusted to accomodate the canopy? Please provide details:

Tray deck only required (no sides): ☐

Headboard and mesh required: ☐

Are there any other specific details/requests for the tray?

TOOLBOX REQUIREMENTS

YES ☐

NO ☐

No toolbox requirements ☐

1 Toolbox: ☐

2 Toolboxes: ☐

3 Toolboxes: ☐

If more, please specify:

Connected to central locking: ☐

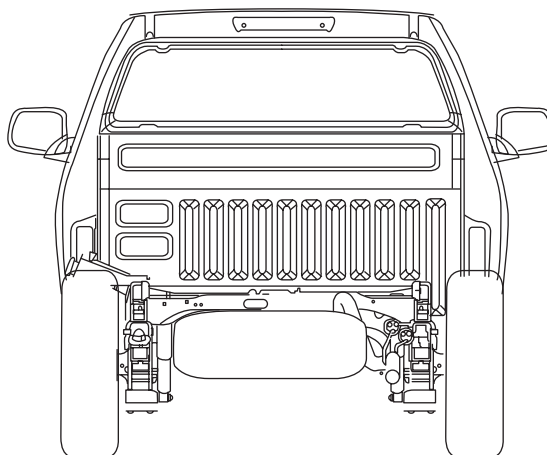

Material:

White Powdercoated Aluminium: ☐

Other, please specify:

Are there any other specific details/requests for the toolboxes?

Use this space to indicate the approximate positioning of the toolboxes:



Underbody Toolboxes:

Drivers side front: ☐ Passengers side front: ☐

Drivers side rear: ☐ Passengers side front: ☐

Underbody Toolboxes to be connected to central locking: ☐

Underbody trundle tray/drawer: ☐

Dimensions:

Width (mm): Depth (mm): Height (mm):

Underbody trundle tray/drawer to be connected to central locking: ☐

Rope rails: ☐

Are there any other specific details/requests for the Service Body underbody storage?

*Please note: all VQuip trays come standard with mudguards and mudflaps to comply with Australian Design Rule 42/05.

Will the vehicle have idle or Power Take Off (PTO) time? YES: NO:

Where will the vehicle be stored when not in use?

Under cover: ☐ In the Open: ☐ Other storage details:

What auxiliary power is required? (Other than already supplied vehicle power, e.g: cigarette lighter)

240Vac: 240Vdc: 12Vdc: 5Vdc (USB):

OTHER (Please specify):

What will the power source be used for?

Charging portable equipment batteries. (laptops, mobile phones, tools of the trade):

Power to use industrial hand tools **240Vac only** (Drills, Pumps, Saws):

Cooking equipment (kettle, microwaves, coffee machines or toasters):

OTHER (Please specify):

How many 240Vac General Purpose Outlet (GPO) outlets will be required?

None: ☐ One: ☐ Two: ☐ Three: ☐ Four: ☐ Five: ☐ Six: ☐ Seven: ☐ Eight: ☐

If more, please specify:

What colour 240Vac GPO are required?

White: ☐ Red: ☐ Black: ☐ OTHER (Please specify):

How many DC outlets will be required?

None: ☐ One: ☐ Two: ☐ Three: ☐ Four: ☐ Five: ☐ Six: ☐ Seven: ☐ Eight: ☐

If more, please specify:

What type of DC outlets are required?

Anderson 50 Amp: Anderson 120 Amp: Anderson 175 Amp: Anderson 350 Amp:



Accessory Power Socket (Cig. Lighter): ☐ Merit Style Socket: ☐ Engel Style Socket: ☐

OTHER (Please specify):

Is Solar DC-DC charging a requirement?

Any other power requirements not included above, or other comments in relation to required auxiliary power supply?

Please indicate the approximate location of all outlets (both internal and external):



SIGN WRAPPING/EXTERNAL BRANDING REQUIREMENTS ☐ YES ☐ NO

Is sign wrapping or external branding required? If so, please provide details:

FLOORING REQUIREMENTS ☐ YES ☐ NO

Is a false floor required? If so, please indicate where:

Full false floor: ☐ Rear half false floor: ☐ Front half false floor: ☐

Length of false floor (mm): Please draw approximate

Height of false floor (mm): placement of false floor:

Approx. weigh the false floor will need to carry (kg):

What covering is required for the false floor (carpet, rubber mat, plywood, etc.)?



Do tie-downs need to be fitted? ☐

Do tie-downs need to be recessed? ☐

Is additional floor covering required on the tray floor?

Rubber mat: ☐ Plywood: ☐ Marine grade carpet: ☐

Other (please specify):



AIRCONDITIONING REQUIREMENTS ☐ YES ☐ NO

Will additional airconditioning be required?

Yes ☐

No ☐

If yes, please confirm the following:

What is the purpose of the additional airconditioning?

Is the additional airconditioning required to be used whilst the vehicle is off? If yes, please provide details:

Please provide any other details regarding the additional airconditioning required:

NO

REAR EXTERNAL REQUIREMENTS

YES

NO

What rear external accessories will be required?

Reverse Sensors: ☐ Reverse Camera: ☐ Tow Bar/Hitch: ☐ Rear Step: ☐

7-Pin Flat Trailer Socket: ☐ 7-Pin Round Trailer Socket: ☐ Brake Controller: ☐

Is an ECU Required? ☐

If so, please specify what the ECU will be used for:

Are there any other specific details/requests for rear external requirements?

ACCESSORIES REQUIREMENTS

YES

NO

Lead Hook:

Qty: ☐ Location/s:

Other Specific Details:

Tool Holder:

Qty: ☐ Location/s:

Other Specific Details:

Soap Dispenser:

Qty: ☐ Location/s:

Other Specific Details:

Paper Towel Dispenser:

Qty: ☐ Location/s:

Other Specific Details:

Fire Blanket

Qty: ☐ Size/s: Location/s:

Other Specific Details:

Carry Case Storage Unit (In-Shelf):

No. of Cases (stacked high):

Location/s:

Other Specific Details:

Carry Case Storage Unit (Stand-Alone):

No. of Units:

Location/s:

Other Specific Details:

Carry Case Drawer Unit:

No. of Cases (stacked high):

Location/s:

Other Specific Details:

Fischer Parts Bins (note: refer to VQuip Catalogue or Website for available sizing):

Bin Size (1):

Bin Qty:

Location/s:

Bin Size (2):

Bin Qty:

Location/s:

Bin Size (3):

Bin Qty:

Location/s:

Bin Size (4):

Bin Qty:

Location/s:

Bin Size (5):

Bin Qty:

Location/s:

Bin Size (6):

Bin Qty:

Location/s:

Fischer Spare Parts Tray (note: refer to VQuip Catalogue or Website for available sizing):

Tray Size (1):

Bin Qty:

Location/s:

Tray Size (2):

Bin Qty:

Location/s:

Tray Size (3):

Bin Qty:

Location/s:

Tray Size (4):

Bin Qty:

Location/s:

Visi-Pak Storage Bins (note: refer to VQuip Catalogue or Website for available sizing):

Bin Size (1):

Bin Qty:

Location/s:

Bin Size (2):

Bin Qty:

Location/s:

Bin Size (3):

Bin Qty:

Location/s:

Gas Bottle Box:

Size:

Qty:

Location/s:

Vice & Mount:

Vice Type:

Qty:

Vice Mount Details (slide, bench, fold down, etc.)

Note: refer to VQuip Catalogue or Website (or call our customer service team) for available vice options and sizings:

Roof ventilation:

Muller Vent:

Muller Vent Qty :

Muller Vent placement details:

Spining Vent:

Spinning Vent Qty:

Spinning Vent placement details:

Floor ventilation:

Please specify floor ventilation requirements:

Please detail any other accessories to be considered in the build:

This could include bespoke machinery and equipment, customised cabinetry, additional trims, labels, finishes, etc.
Please indicate the approximate position of additional components.:

Please specify the purpose of the animal cages and the type of animal being transported:

Cage Size 1:

Length (mm):

Width (mm):

Height (mm):

Preferred manufacturing material:

Is an additional cage floor required? If so, please specify material:

Are tubs or tays required? If so, please detail:

Any preferred method for securing cage inside vehicle?

Preferred locking/latching type:

Cage Size 2:

Length (mm):

Width (mm):

Height (mm):

Preferred manufacturing material:

Is an additional cage floor required? If so, please specify material:

Are tubs or tays required? If so, please detail:

Any preferred method for securing cage inside vehicle?

Preferred locking/latching type:

Cage Size 3:

Length (mm):

Width (mm):

Height (mm):

Preferred manufacturing material:

Is an additional cage floor required? If so, please specify material:

Are tubs or tays required? If so, please detail:

Any preferred method for securing cage inside vehicle?

Preferred locking/latching type:

Cage Size 4:

Length (mm):

Width (mm):

Height (mm):

Preferred manufacturing material:

Is an additional cage floor required? If so, please specify material:

Are tubs or tays required? If so, please detail:

Any preferred method for securing cage inside vehicle?

Preferred locking/latching type:

Cage Size 5:

Length (mm):

Width (mm):

Height (mm):

Preferred manufacturing material:

Is an additional cage floor required? If so, please specify material:

Are tubs or tays required? If so, please detail:

Any preferred method for securing cage inside vehicle?

Preferred locking/latching type:

V ADDITIONAL SERVICES REQUIREMENTS **YES** ☐ **NO** ☐


Are additional services required (GVM upgrades, suspension, weighbridge, certification, etc)? Please specify:

V THIRD PARTY WORKS CONFIRMATION **YES** ☐ **NO** ☐


Will the client be arranging any other works to be done on the vehicle that could impact the production schedule that VQuip should know about? Examples could include signwriting, window tinting, camera installations, etc. Please list out all details and associated contacts:

END OF SECTION 4

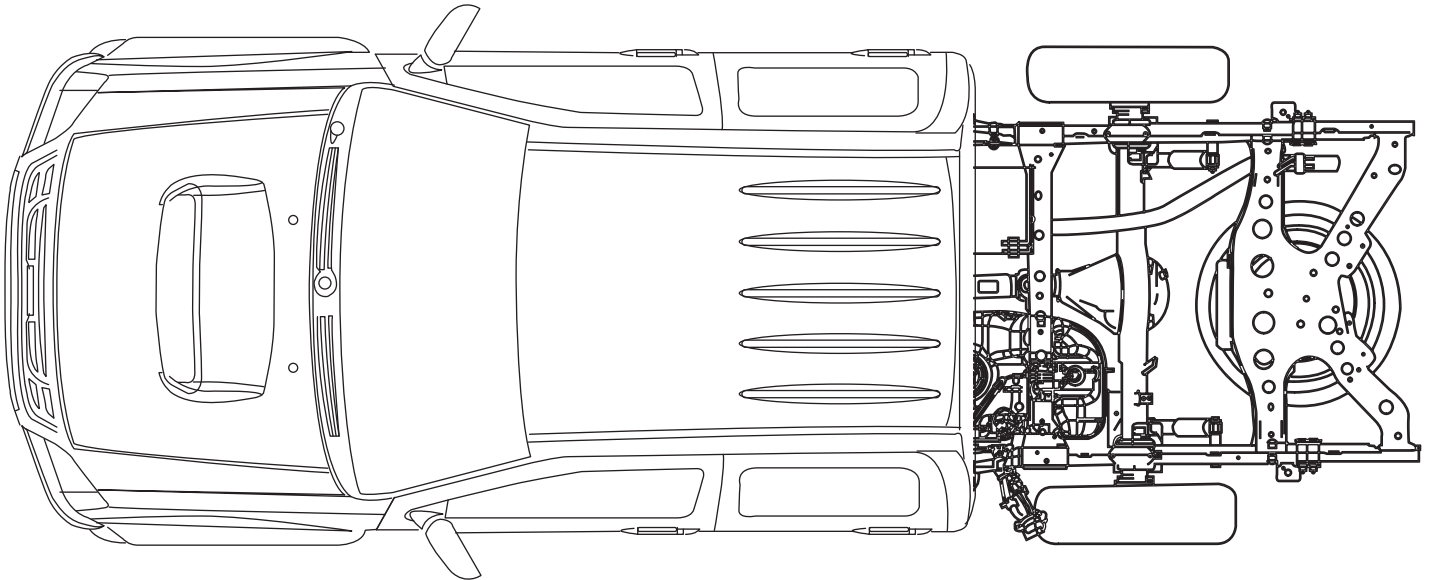
DUAL CAB DRIVERS SIDE



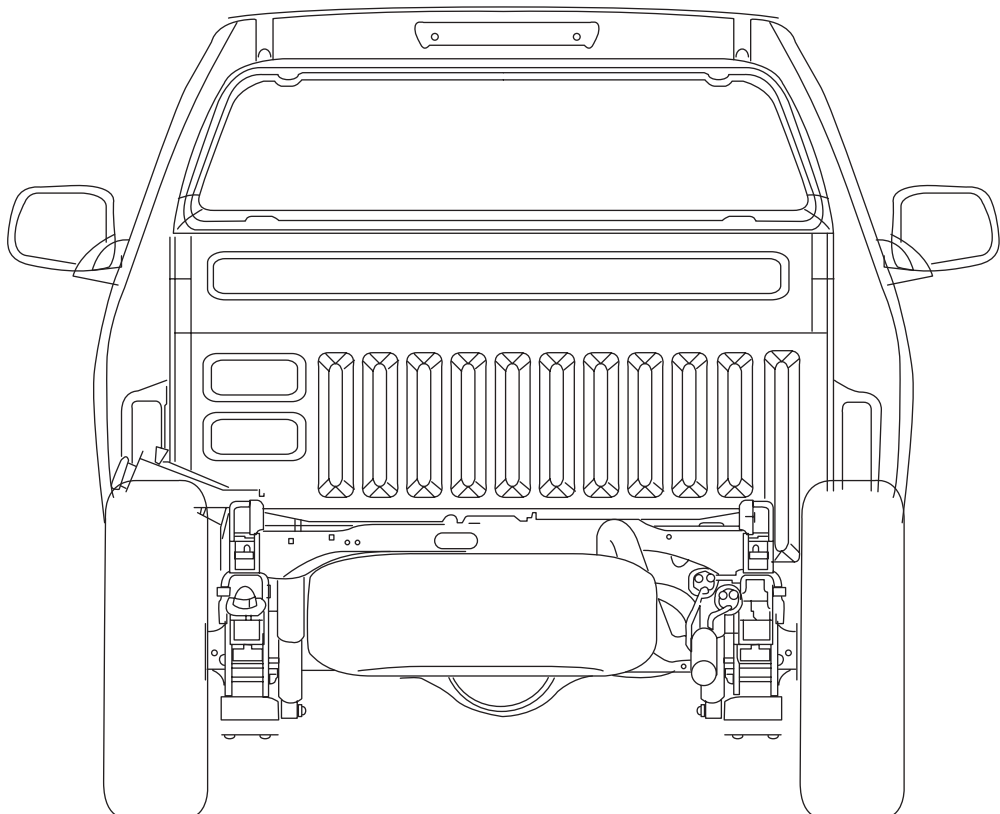
DUAL CAB PASSENGERS SIDE



DUAL CAB TOP VIEW



DUAL CAB REAR VIEW





APPENDIX B

USE THESE PAGES TO DRAW & ANNOTATE VARIOUS COMPONENTS OF THE SUGGESTED FITOUT IF NEEDED

SINGLE CAB DRIVERS SIDE

SINGLE CAB PASSENGERS SIDE

✓



APPENDIX B CONT.

USE THESE PAGES TO DRAW/ANNOTATE VARIOUS COMPONENTS OF THE SUGGESTED FITOUT IF NEEDED

SINGLE CAB TOP VIEW

SINGLE CAB REAR VIEW



APPENDIX C

USE THESE PAGES TO DRAW & ANNOTATE VARIOUS COMPONENTS OF THE SUGGESTED FITOUT IF NEEDED

SPACE CAB DRIVERS SIDE

SPACE CAB PASSENGERS SIDE



APPENDIX C CONT.

USE THESE PAGES TO DRAW/ANNOTATE VARIOUS COMPONENTS OF THE SUGGESTED FITOUT IF NEEDED

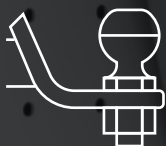

SPACE CAB TOP VIEW

SPACE CAB REAR VIEW






A sheet of white paper with horizontal ruling lines. In the upper right portion, there is a faint, repeating geometric pattern consisting of triangles and the letter 'V' in a light gray color. The pattern is partially obscured by the ruling lines.



P: 1800 847 687
F: (03) 9758 4011
E: sales@vquip.com.au
W: vquip.com.au



Transforming vehicles with
SOLUTIONS
THAT WORK